

Land off Hither Green Lane, Redditch

Housetype Portfolio
ME-24-47A



DAVID WILSON HOMES

WHERE QUALITY LIVES

Prepared and presented by
Barratt Developments PLC Urban Design Department



Contents

1
Private
Housetypes

Pages 03- 46

2
Shared
Ownership
Housetypes

Pages 47- 53

3
Affordable
Rent
Housetypes

Pages 54- 61

4
Garages

Pages 62- 76

Prepared by the
Barratt Developments Urban Design Department
Wilson Bowden House
Forest Business Park
Bardon Hill
Leicestershire
LE67 1UB



1

Private Housetypes

THE PLANS FOR THIS
HOUSETYPE CAN BE
FOUND ON PAGE 6



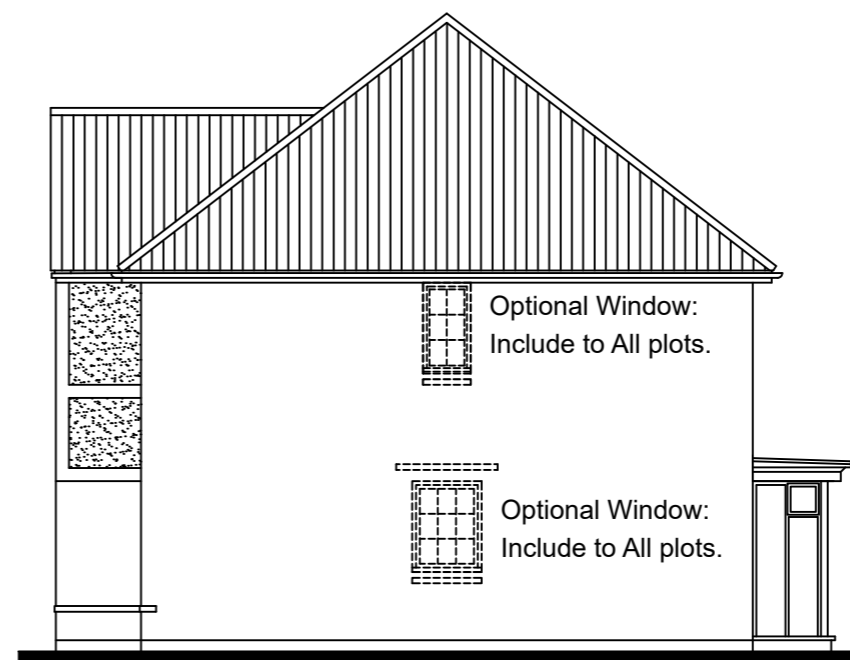
FRONT ELEVATION



SIDE ELEVATION



REAR ELEVATION



SIDE ELEVATION

FOR PLOT SPECIFIC MATERIALS PLEASE REFER TO EXTERNAL MATERIALS DRAWING ME-24-31.

Plots (AS): N/A.
Plots (OPP): 1, 2, 6, 7.

Hither Green

Date:

Description:

Rev:

House Type: H421--H7 (Winstone) Sq.ft: 1765

Description: Planning Drawing [Timber]

Site Specific Code/Drawing No:

Plot Numbers: AS shown

Scale: 1:100 Date: Aug. 2021 Drawn: BG Checked:



THE PLANS FOR THIS
HOUSETYPE CAN BE
FOUND ON PAGE 6



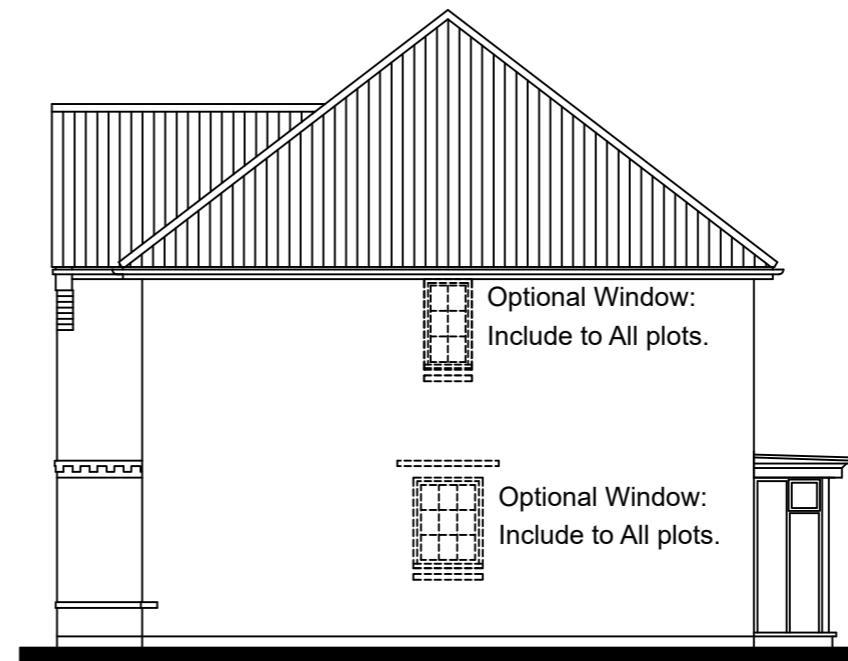
FRONT ELEVATION



SIDE ELEVATION



REAR ELEVATION



SIDE ELEVATION

FOR PLOT SPECIFIC MATERIALS PLEASE REFER TO EXTERNAL MATERIALS DRAWING ME-24-31.

Plots (AS): 205.
Plots (OPP): 71, 85.

TOTAL FLOOR AREA : 1765 Sqft

Sales Name: WINSTONE

House Type Code: H421--H7

Spec: A1

Drawn: GDT

Drawing No: 14

Checked: GDT

Date: 22.08.16

Scale: 1 : 100

PLANNING

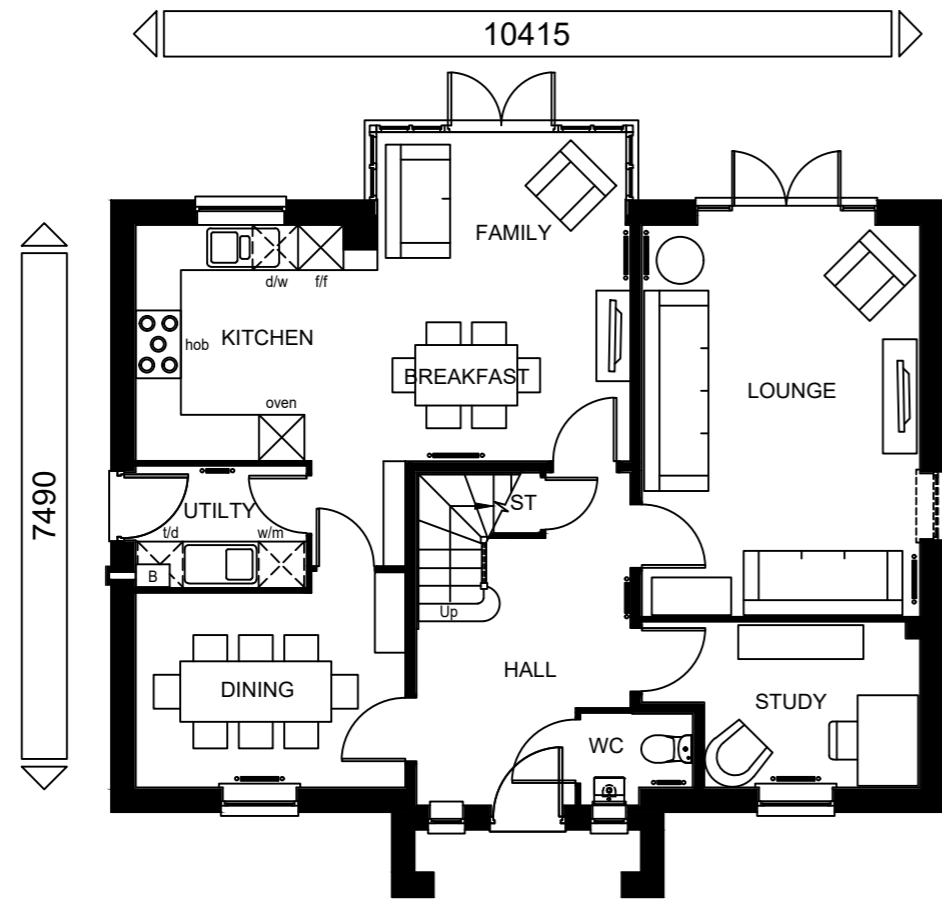
E Refer to Data Sheet for full details

May 21

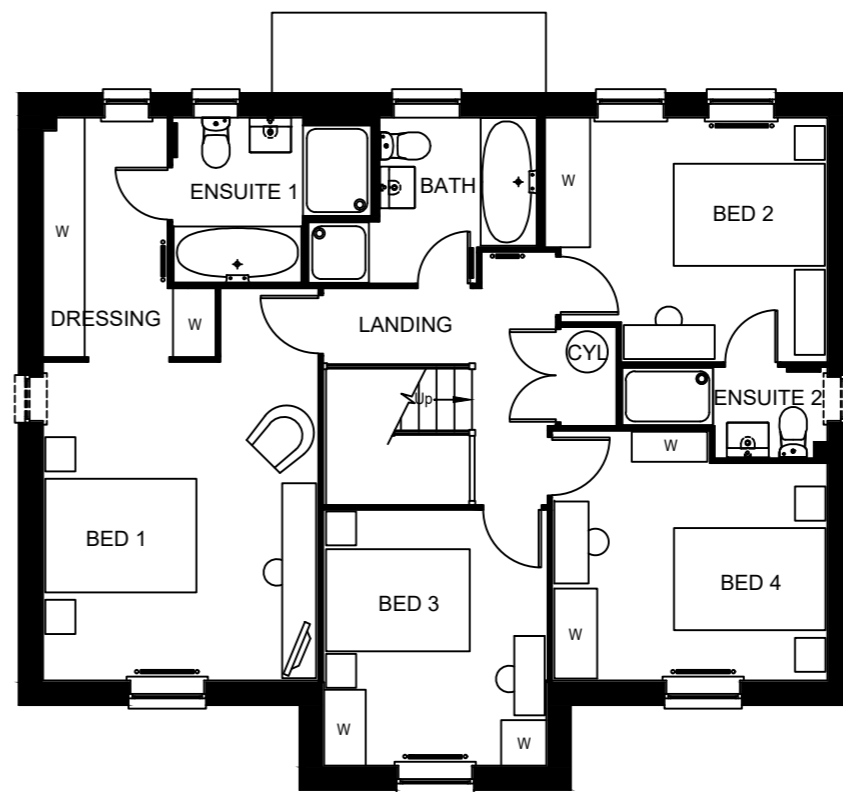


DAVID WILSON HOMES
WHERE QUALITY LIVES

WARNING TO HOUSE PURCHASERS:
Buyers are warned that this is a working drawing and the contents of this drawing may be subject to change during the progress of the build process. The layout, dimensions and specifications are included for guidance only. The finished appearance of the house may vary from the drawings. While we make every effort to ensure our drawings are up to date, there may be changes to the drawings due to changes in regulations and/or re-planning. Purchasers are advised to check with the Sales Adviser whether any alterations have been made to this drawing. The contents of this drawing do not constitute a contract, part of any contract or warranty unless specifically incorporated into the contract. They should not be relied upon for the purposes of entering into a contract to purchase any property.



GROUND FLOOR PLAN



FIRST FLOOR PLAN

FOR PLOT SPECIFIC MATERIALS PLEASE REFER TO EXTERNAL MATERIALS DRAWING ME-24-31.

TOTAL FLOOR AREA : 1765 Sqft

Sales Name: WINSTONE
 House Type Code: H421--H7
 Spec: A1
 Drawn: GDT
 Drawing No: 14
 Checked: GDT
 Date: 22.08.16
 Scale: 1: 100

WARNING TO HOUSE-PURCHASERS:
 Buyers are warned that this is a working drawing and the contents of this drawing may be subject to change during the progress of the build process. The layout, dimensions and details specified are illustrative only and are not intended to be a contract. The purchaser is advised to check the drawings and specifications with the Sales Adviser before entering into a contract. While we make every effort to ensure our drawings are up to date there may be an unavailability of materials or changes in regulations and/or re-planning. Purchasers are advised to check with the Sales Adviser whether any alterations have been made to this drawing. The contents of this drawing do not constitute a contract, part of any contract or warranty unless specifically incorporated into the contract. They should not be relied upon for the purposes of entering into a contract to purchase any property.

PLANNING
 E Refer to Data Sheet for full details

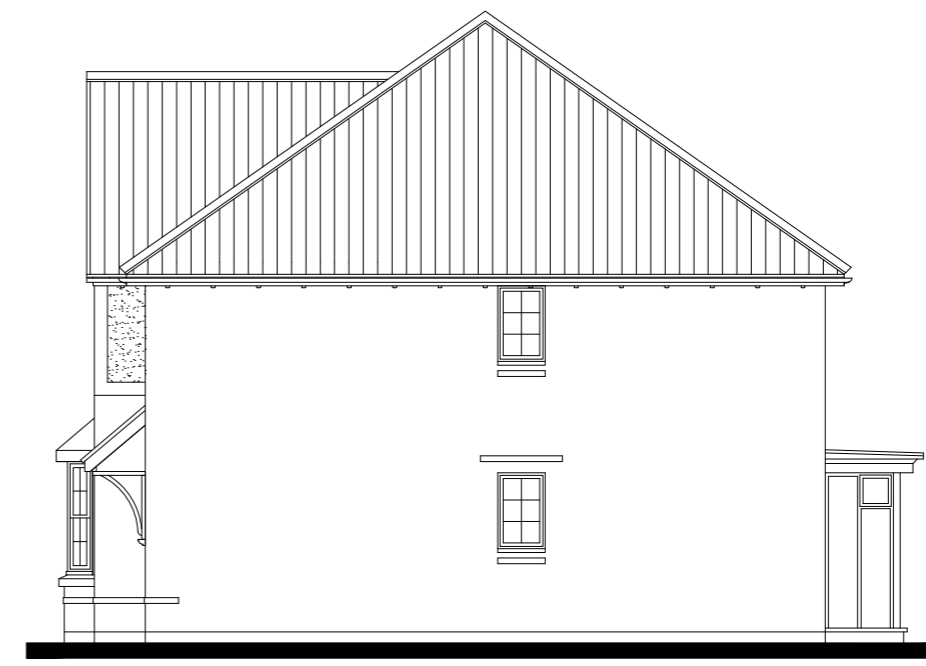
May 21



FRONT ELEVATION

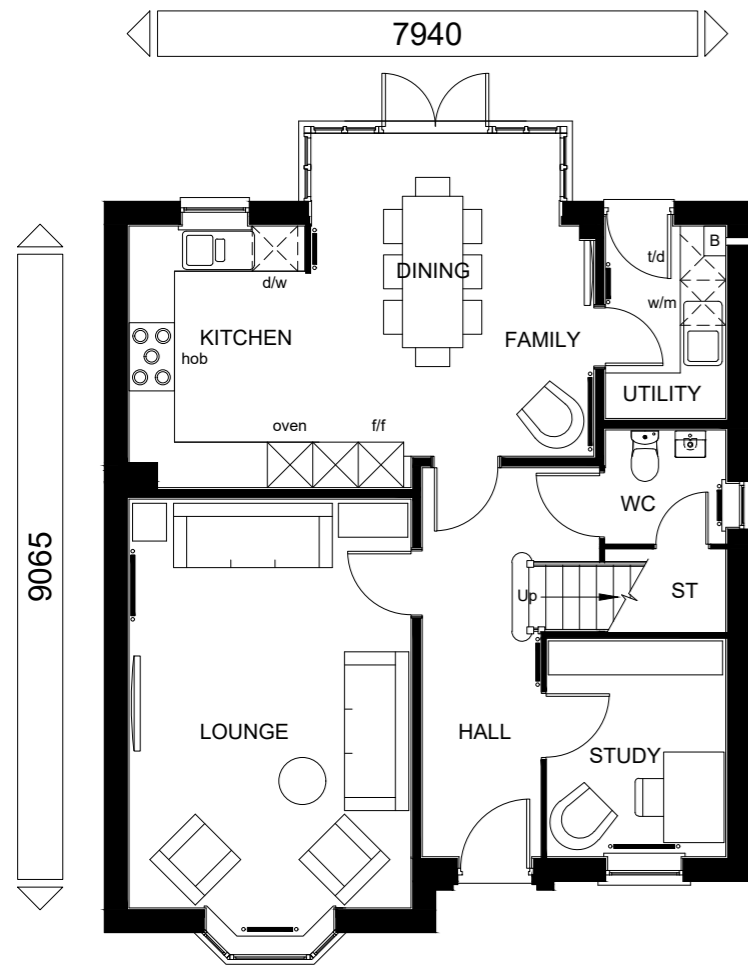


REAR ELEVATION

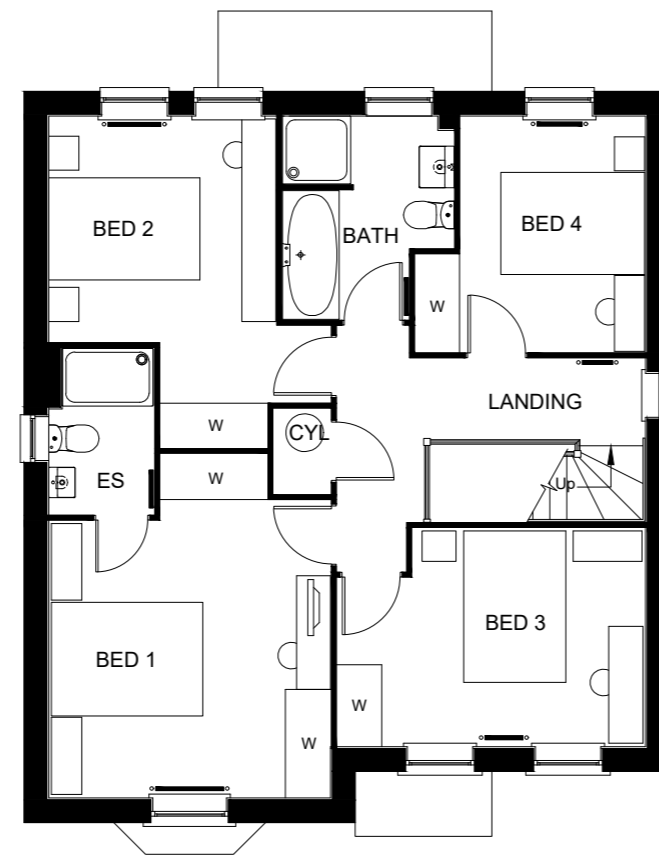


SIDE ELEVATION

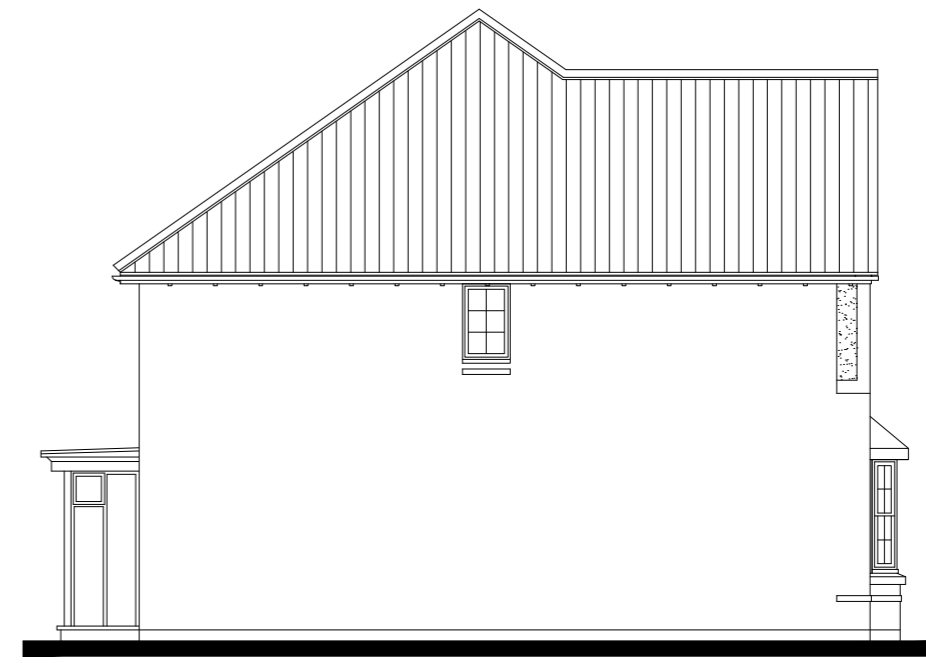
FOR PLOT SPECIFIC MATERIALS PLEASE REFER TO EXTERNAL MATERIALS DRAWING ME-24-31.



GROUND FLOOR PLAN



FIRST FLOOR PLAN



SIDE ELEVATION

Plots (AS): 8.
Plots (OPP): 2, 22, 158, 159.

Hither Green

Date:

Description:

Rev:

House Type: H469--H7 (HOLDEN) Sq.ft: 1539

Description: Planning Drawing [Timber]

Site Specific Code/Drawing No:

Plot Numbers: AS shown

Scale: 1:100 Date: Aug. 2021 Drawn: BG Checked:

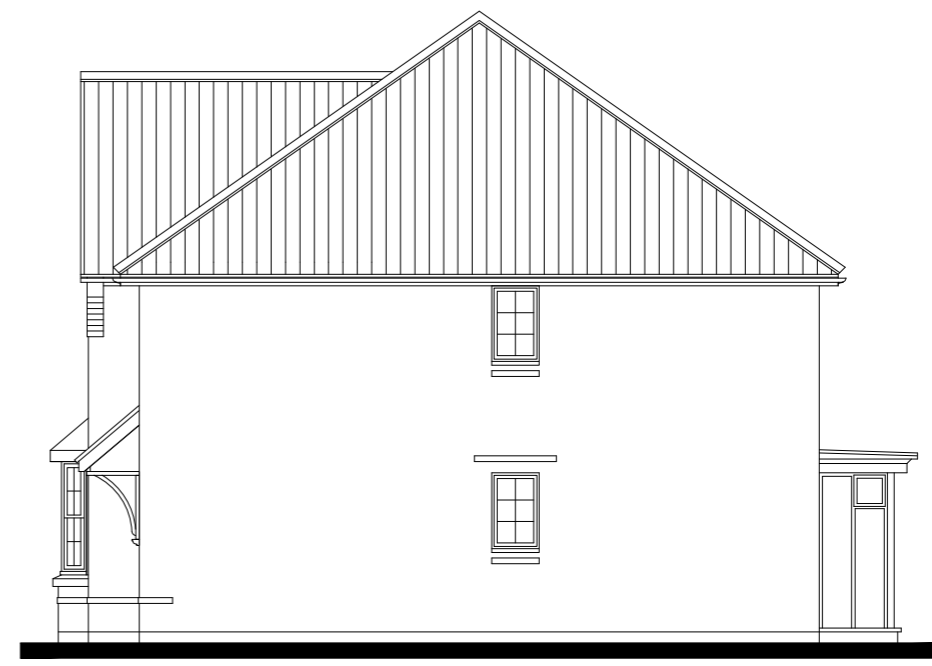




FRONT ELEVATION

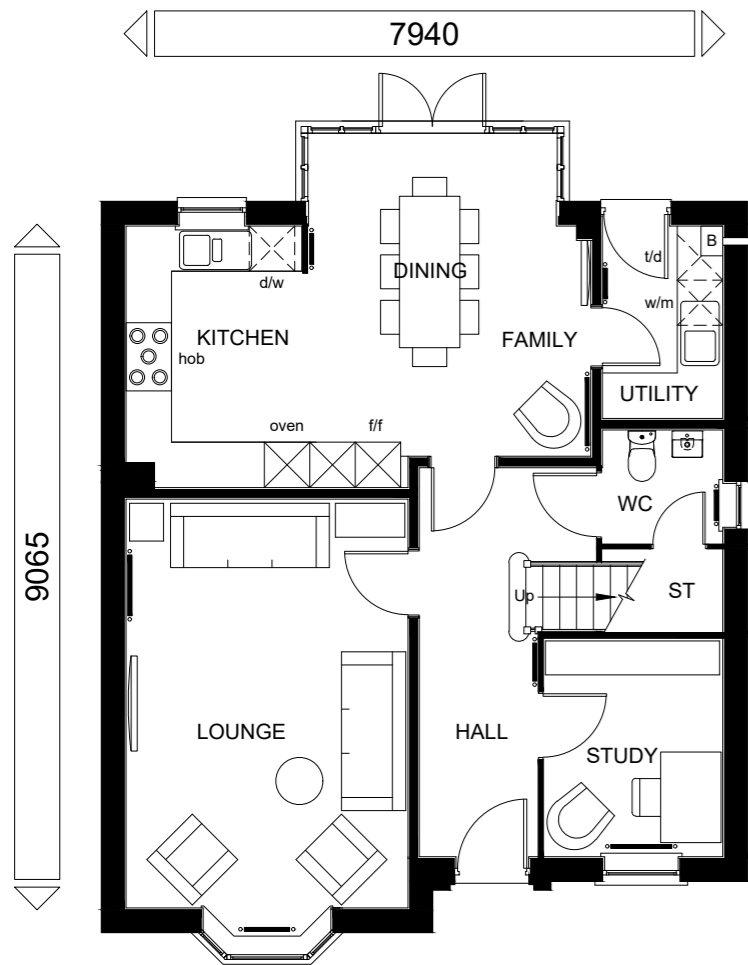


REAR ELEVATION

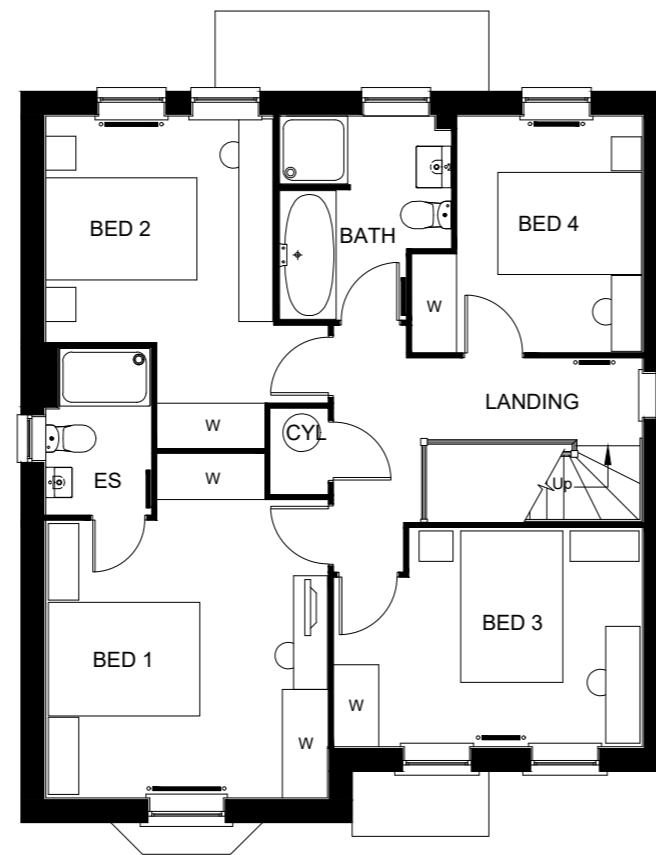


SIDE ELEVATION

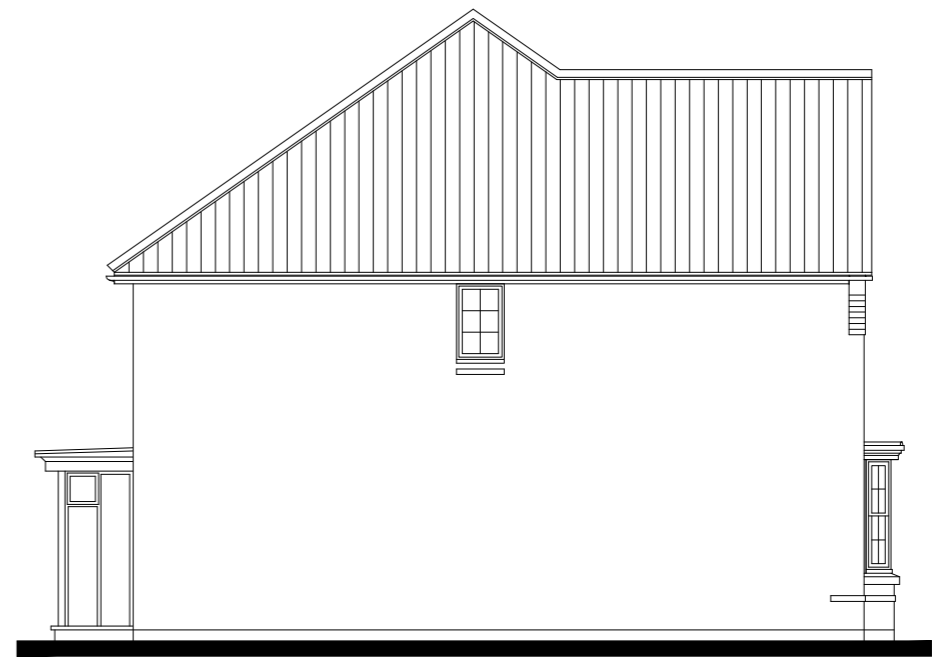
FOR PLOT SPECIFIC MATERIALS PLEASE REFER TO EXTERNAL MATERIALS DRAWING ME-24-31.



GROUND FLOOR PLAN



FIRST FLOOR PLAN



SIDE ELEVATION

Plots (AS): 109.
Plots (OPP): N/A.

Hither Green

Date:

Description:

Rev:

House Type: H469--H7 (HOLDEN) Sq.ft: 1539

Description: Planning Drawing

Site Specific Code/Drawing No:

Plot Numbers: AS shown

Scale: 1:100 Date: Aug. 2021 Drawn: SIN Checked:



DAVID WILSON HOMES
WHERE QUALITY LIVES

Urban Design, Barratt House, Forest Business Park, Barton Hill, Leicester, LE67 1UB

THE PLANS FOR THIS
HOUSETYPE CAN BE
FOUND ON PAGE 12



FRONT ELEVATION 1



FRONT ELEVATION 2



REAR ELEVATION



SIDE ELEVATION

FOR PLOT SPECIFIC MATERIALS PLEASE REFER TO EXTERNAL MATERIALS DRAWING ME-24-31.

Plots (AS): 11, 36, 111, 157.
Plots (OPP): 3, 110, 112, 147.

Hither Green

Date:

Description:

Rev:



DAVID WILSON HOMES

WHERE QUALITY LIVES

Urban Design, Barratt House, Forest Business Park, Barton Hill, Leicester, LE67 1UB

House Type: H456--X7 [AVONDALE] Sq.ft: 1491

Description: Planning Drawing [Timber]

Site Specific Code/Drawing No:

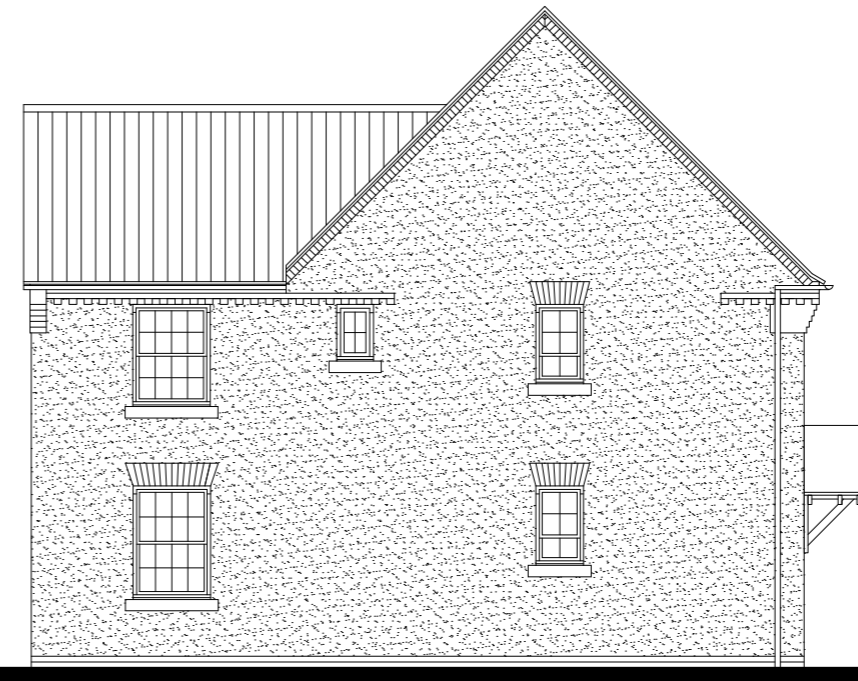
Plot Numbers: AS shown

Scale: 1:100 Date: Aug. 2021 Drawn: SJN Checked:

THE PLANS FOR THIS
HOUSETYPE CAN BE
FOUND ON PAGE 12



FRONT ELEVATION 1



FRONT ELEVATION 2



REAR ELEVATION



SIDE ELEVATION

FOR PLOT SPECIFIC MATERIALS PLEASE REFER TO EXTERNAL MATERIALS DRAWING ME-24-31.

Plots (AS): 83, 104, 146.
Plots (OPP): 9.

Hither Green



DAVID WILSON HOMES
WHERE QUALITY LIVES

Urban Design, Barratt House, Forest Business Park, Barton Hill, Leicester, LE67 1UB

Date:

Description:

Rev:

House Type: H456--X7 [AVONDALE] Sq.ft: 1491

Description: Planning Drawing [Render]

Site Specific Code/Drawing No:

Plot Numbers: AS shown

Scale: 1:100 Date: Aug. 2021 Drawn: BG Checked:

THE PLANS FOR THIS
HOUSETYPE CAN BE
FOUND ON PAGE 12



FRONT ELEVATION 1



FRONT ELEVATION 2



REAR ELEVATION



SIDE ELEVATION

FOR PLOT SPECIFIC MATERIALS PLEASE REFER TO EXTERNAL MATERIALS DRAWING ME-24-31.

Plots (AS): 16.
Plots (OPP): 10, 17, 113, 115, 171.

Hither Green

Date:

Description:

Rev:

Sq. ft: 1491

House Type: H456--X7 [AVONDALE]

Description: Planning Drawing

Site Specific Code/Drawing No:

Plot Numbers: AS shown

Scale: 1:100 Date: Aug. 2021 Drawn: BG

Checked:



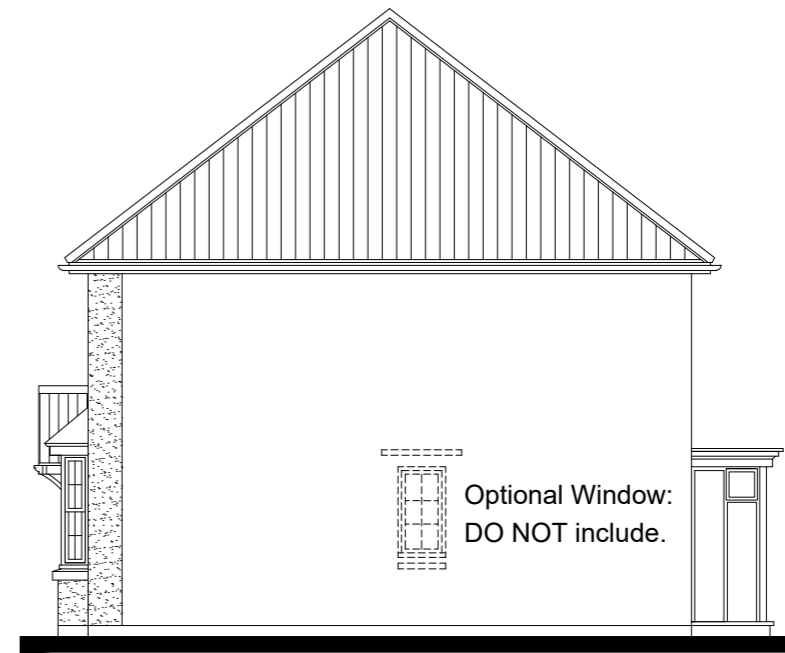
Urban Design, Barratt House, Forest Business Park, Barton Hill, Leicester, LE67 1UB



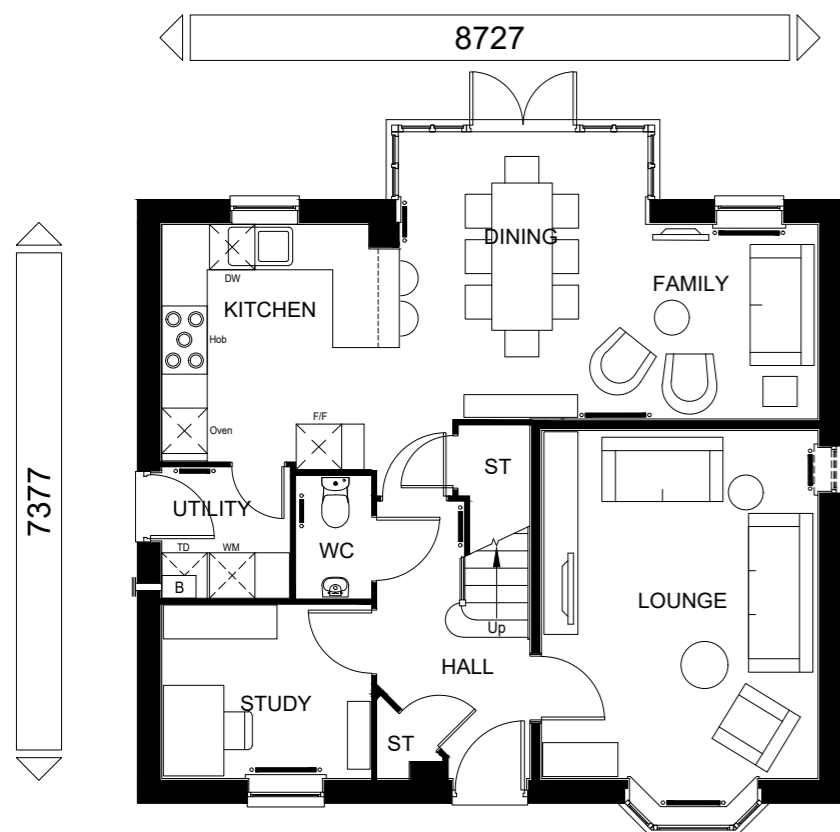
FRONT ELEVATION



REAR ELEVATION

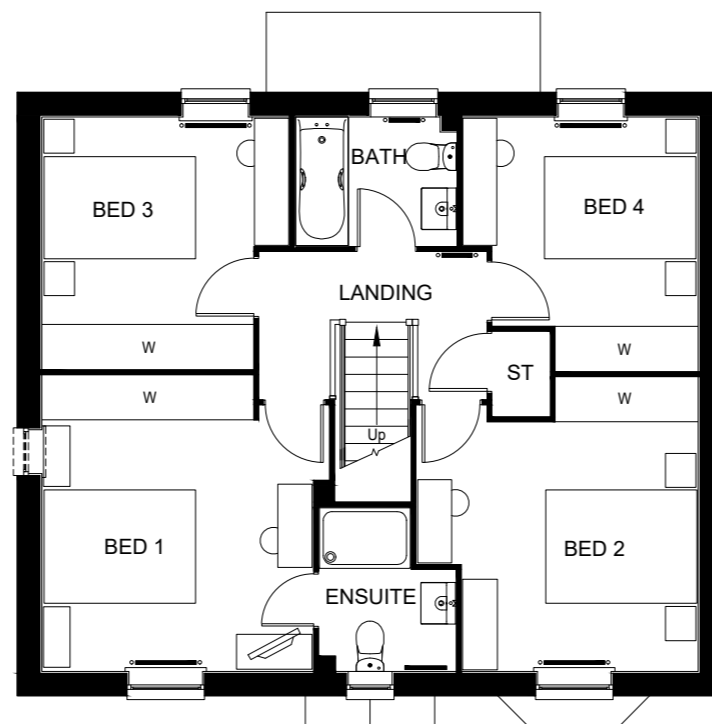


SIDE ELEVATION



GROUND FLOOR PLAN

FOR PLOT SPECIFIC MATERIALS PLEASE REFER TO EXTERNAL MATERIALS DRAWING ME-24-31.



FIRST FLOOR PLAN



SIDE ELEVATION

Plots (AS): N/A.
Plots (OPP): 12, 155, 156.

Hither Green

Date:
Description:
Rev:

House Type: H417--H7 (BRADGATE) Sq.ft: 1434

Description: Planning Drawing [Render]

Site Specific Code/Drawing No:

Plot Numbers: AS shown

Scale: 1:100 Date: Aug. 2021 Drawn: SIN Checked:

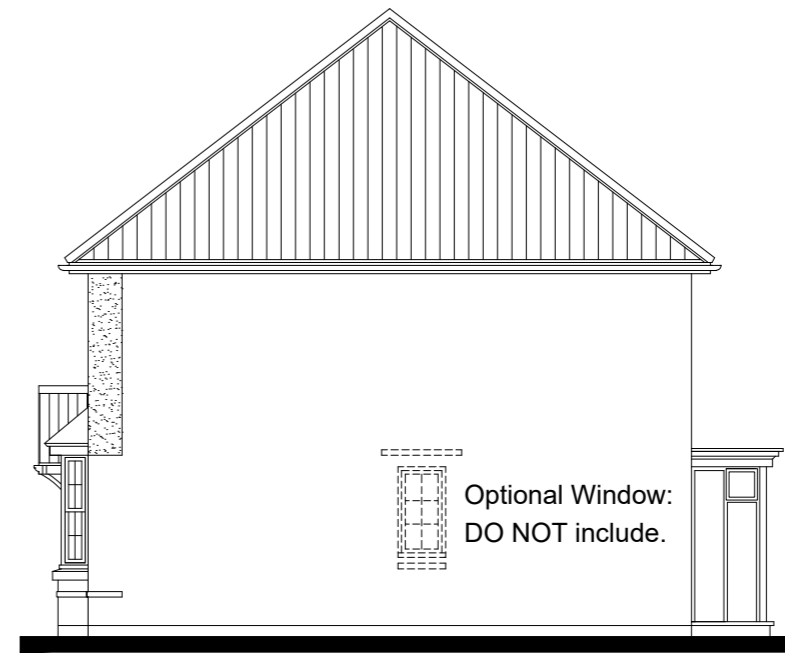




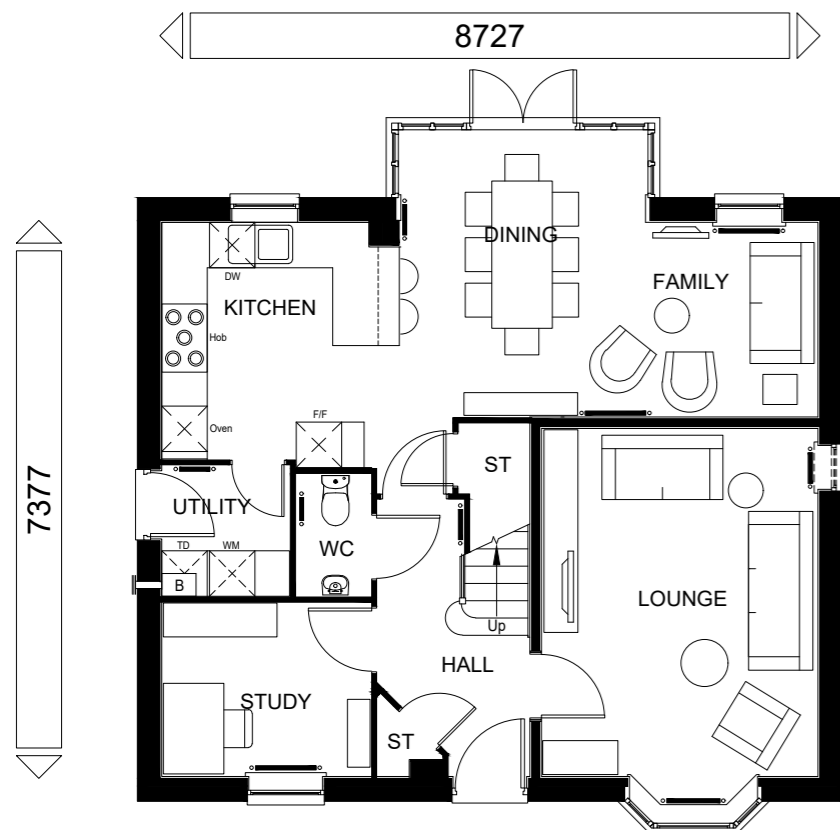
FRONT ELEVATION



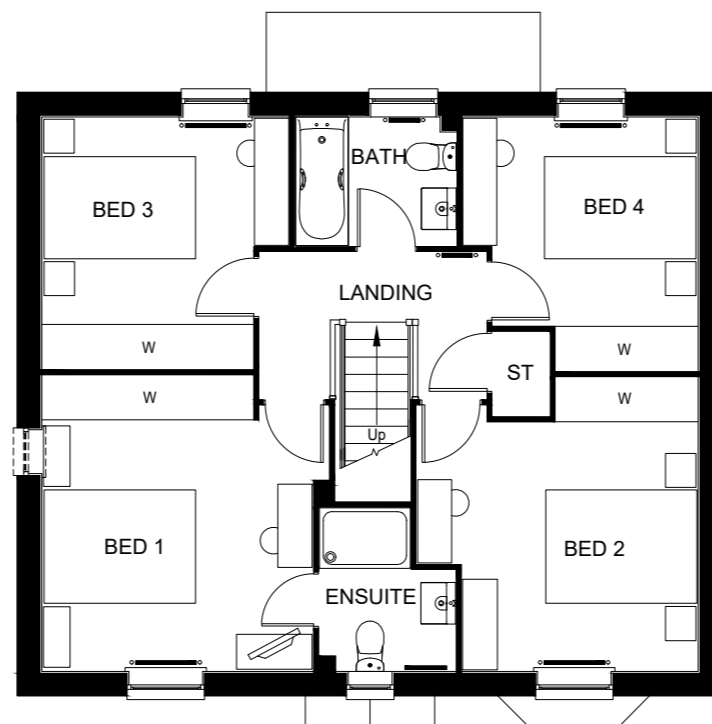
REAR ELEVATION



SIDE ELEVATION



GROUND FLOOR PLAN



FIRST FLOOR PLAN



SIDE ELEVATION

Plots (AS): 116.
Plots (OPP): 165.

FOR PLOT SPECIFIC MATERIALS PLEASE REFER TO EXTERNAL MATERIALS DRAWING ME-24-31.

Hither Green

Date:
Description:
Rev:

House Type: H417--H7 (BRADGATE) Sq.ft: 1434
Description: Planning Drawing [Render - Half]

Site Specific Code/Drawing No:
Plot Numbers: AS shown

Scale: 1:100 Date: Aug. 2021 Drawn: SIN Checked:



DAVID WILSON HOMES
WHERE QUALITY LIVES
Urban Design, Barratt House, Forest Business Park, Barton Hill, Leicester, LE67 1UB



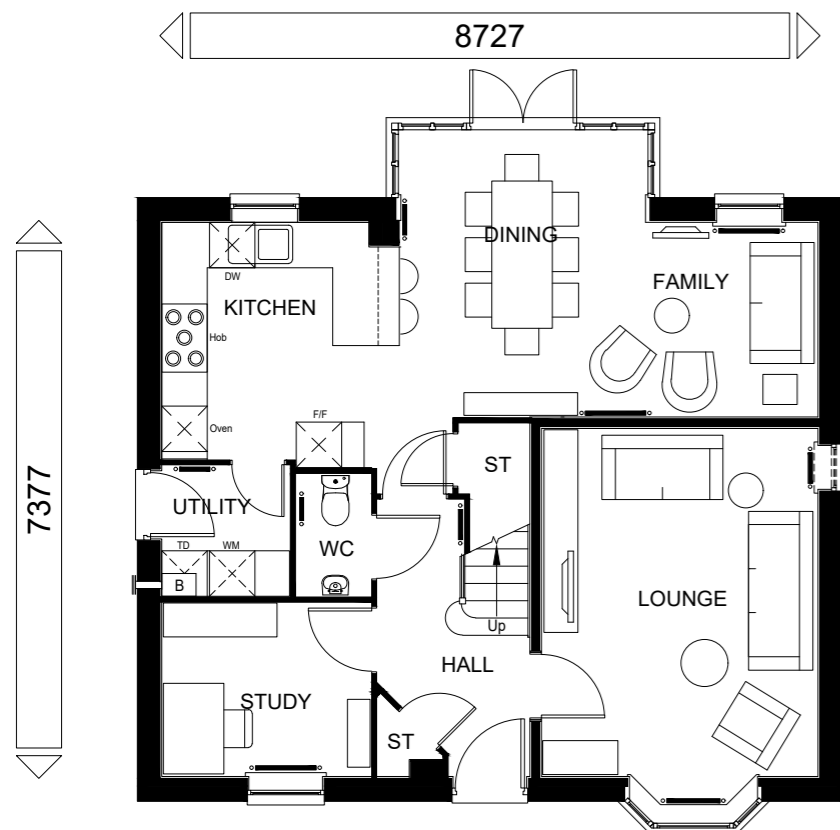
FRONT ELEVATION



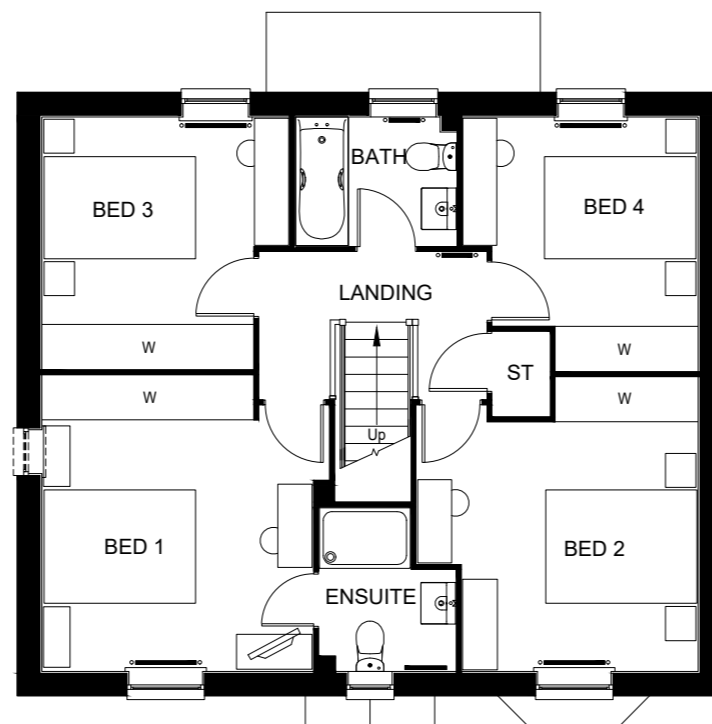
REAR ELEVATION



SIDE ELEVATION



GROUND FLOOR PLAN



FIRST FLOOR PLAN



SIDE ELEVATION

Plots (AS): 82, 161.
Plots (OPP): 84, 148, 167.

FOR PLOT SPECIFIC MATERIALS PLEASE REFER TO EXTERNAL MATERIALS DRAWING ME-24-31.

Hither Green

Date:
Description:
Rev:

House Type: H417--H7 (BRADGATE) Sq.ft: 1434

Description: Planning Drawing

Site Specific Code/Drawing No:

Plot Numbers: AS shown

Scale: 1:100 Date: Aug. 2021 Drawn: SIN Checked:



DAVID WILSON HOMES
WHERE QUALITY LIVES
Urban Design, Barratt House, Forest Business Park, Barton Hill, Leicester, LE67 1UB

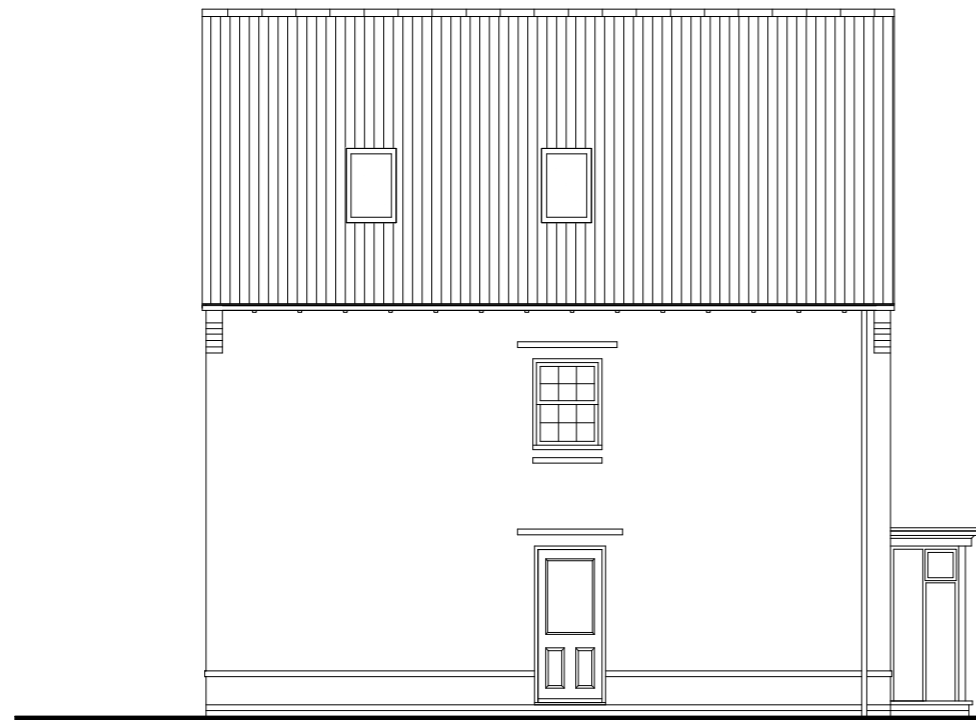
THE PLANS FOR THIS
HOUSETYPE CAN BE
FOUND ON PAGE 17




FRONT ELEVATION 1



REAR ELEVATION



SIDE ELEVATION



FRONT ELEVATION 2

FOR PLOT SPECIFIC MATERIALS PLEASE REFER TO EXTERNAL MATERIALS DRAWING ME-24-31.

Plots (AS): 163.
Plots (OPP): 13, 123, 162, 168, 215.

Hither Green

Date:

Description:

Rev:

House Type: H470---7 [HERTFORD] Sq. ft: 1364

Description: Planning Drawing [Timber]

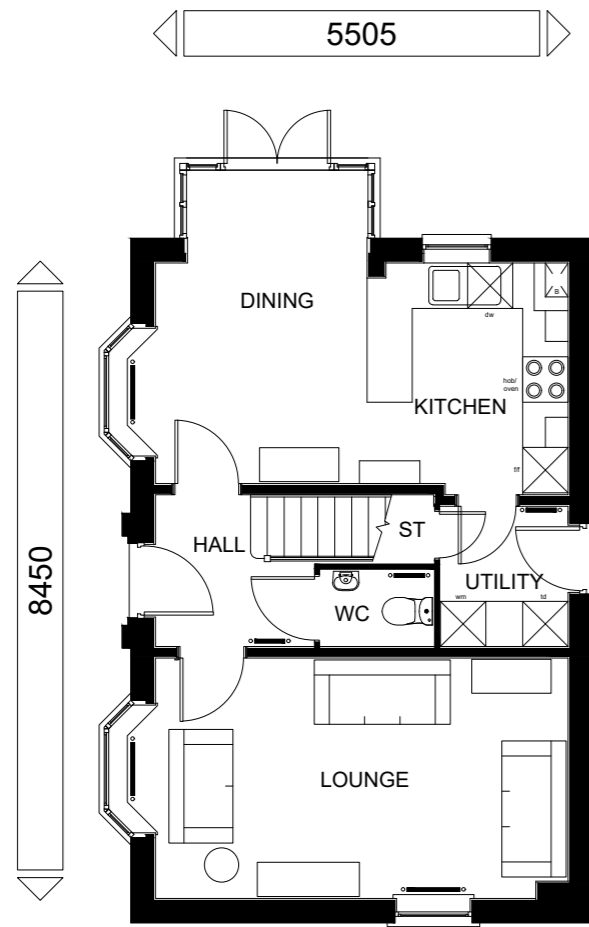
Site Specific Code/Drawing No:

Plot Numbers: AS shown

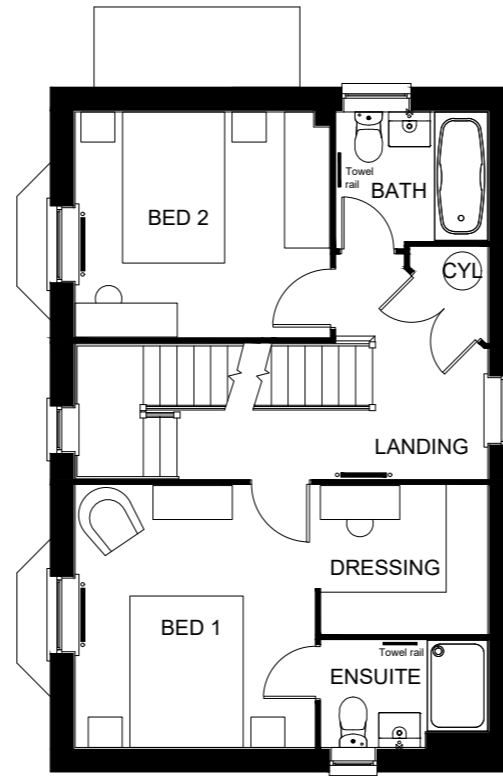
Scale: 1:100 Date: Sept. 2021 Drawn: BG Checked:



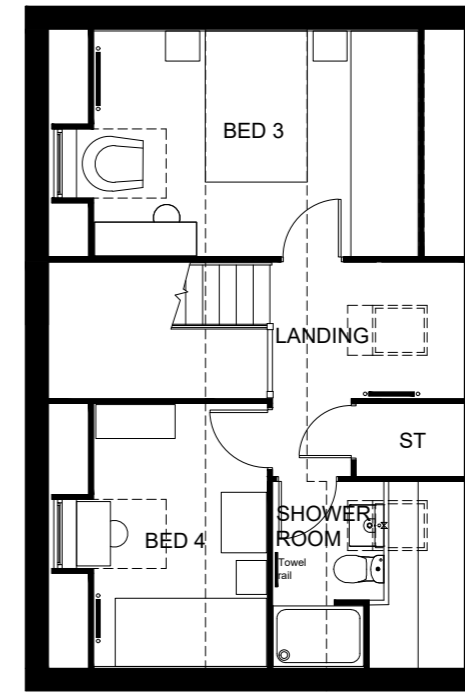
Urban Design, Barratt House, Forest Business Park, Barton Hill, Leicester, LE67 1UB



GROUND FLOOR PLAN



FIRST FLOOR PLAN



SECOND FLOOR PLAN

FOR PLOT SPECIFIC MATERIALS PLEASE REFER TO EXTERNAL MATERIALS DRAWING ME-24-31.

Plots (AS): 163.
Plots (OPP): 13, 123, 162, 168, 215.

TOTAL FLOOR AREA : 1364 Sqft

Sales Name: HERTFORD
House Type Code: H470---7
Spec: A2
Drawn: GDT

Drawing No: 16
Checked: GDT

Date: 17.10.16
Scale: 1:100

WARNING TO HOUSE PURCHASERS:
Buyers are warned that this is a working drawing and the contents of this drawing may be subject to change during the progress of the build process. The layout, form, content and dimensions specified are included for general guidance only. The purchaser is advised to check the layout and dimensions of the property against the actual property. While every effort is made to ensure the accuracy of the drawing, the purchaser is advised to check the drawing against the actual property from time to time as an unavoidable delay in updating these drawings due to changes in regulations and/or re-planning. Purchasers are advised to check with the Sales Adviser whether any alterations have been made to this drawing. The contents of this drawing do not constitute a contract, part of any contract or warranty unless specifically incorporated into the contract. They should not be relied upon for the purposes of entering into a contract to purchase any property.

PLANNING 2 OF 2
C Refer to Data Sheet

July 20

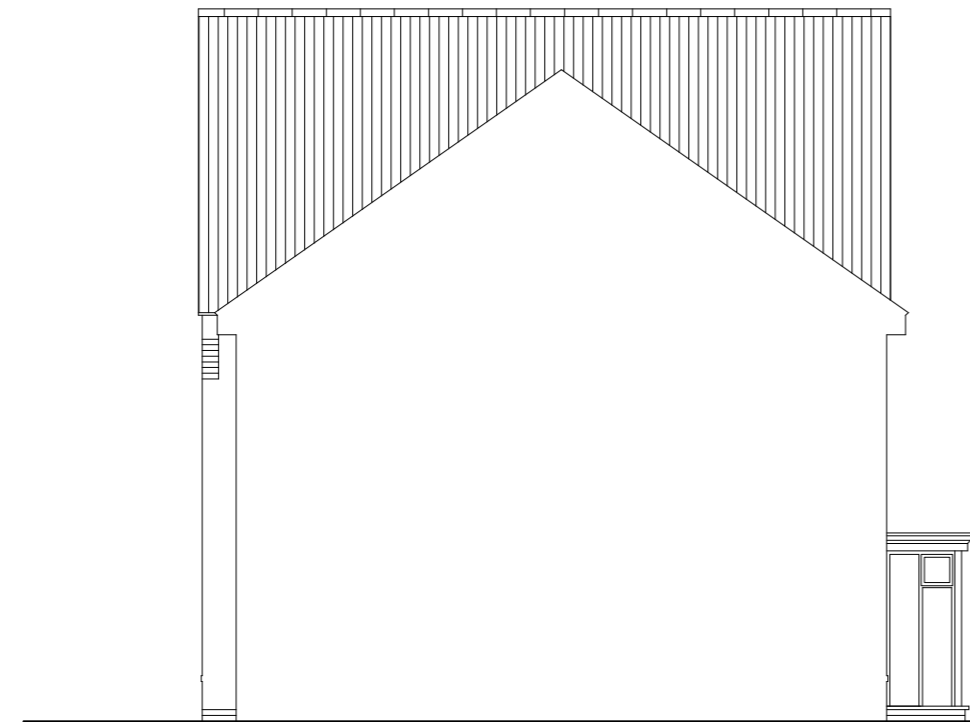
THE PLANS FOR THIS
HOUSETYPE CAN BE
FOUND ON PAGE 20




FRONT ELEVATION 1



SIDE ELEVATION



REAR ELEVATION



FRONT ELEVATION 2

FOR PLOT SPECIFIC MATERIALS PLEASE REFER TO EXTERNAL MATERIALS DRAWING ME-24-31.

Plots (AS): 24, 58.
Plots (OPP): N/A.

Hither Green

Date:

Description:

Rev:

House Type: P470-E-7 [HEREFORD] Sq.ft: 1364

Description: Planning Drawing [Timber]

Site Specific Code/Drawing No:

Plot Numbers: AS shown

Scale: 1:100 Date: Sept. 2021 Drawn: BG Checked:



Urban Design, Barratt House, Forest Business Park, Barton Hill, Leicester, LE67 1UB

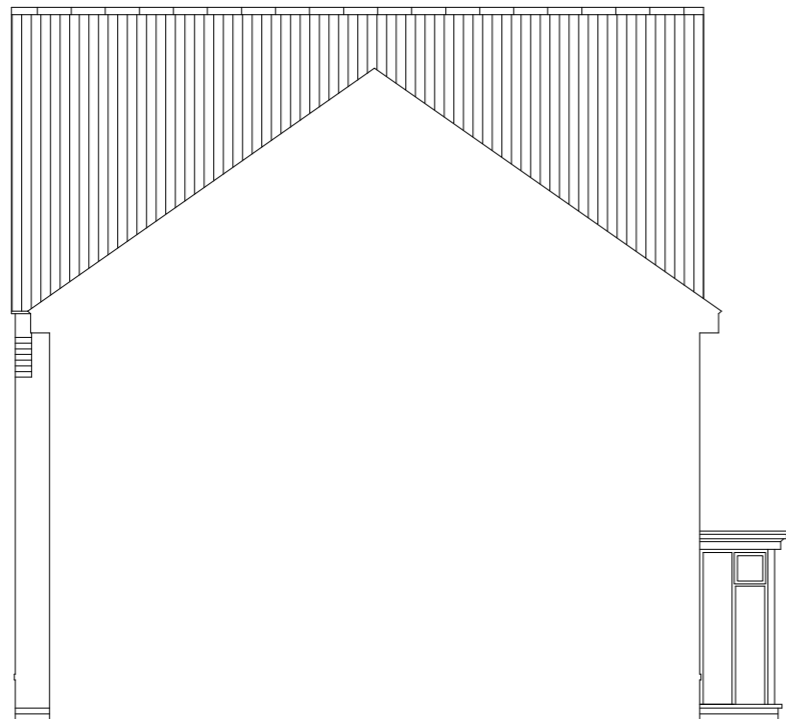
THE PLANS FOR THIS
HOUSETYPE CAN BE
FOUND ON PAGE 20



FRONT ELEVATION 1



SIDE ELEVATION



REAR ELEVATION



FRONT ELEVATION 2

FOR PLOT SPECIFIC MATERIALS PLEASE REFER TO EXTERNAL MATERIALS DRAWING ME-24-31.

Plots (AS): N/A.
Plots (OPP): 126, 144.

Hither Green



Date:

Description:

Rev:

Sq. ft: 1364

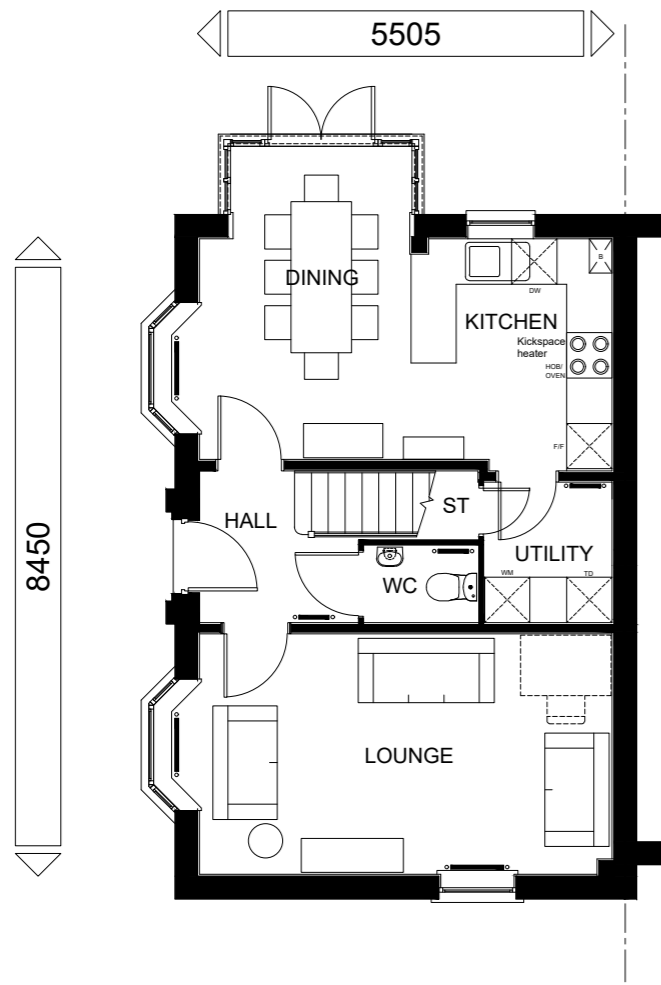
House Type: P470-E-7 [HEREFORD]

Description: Planning Drawing

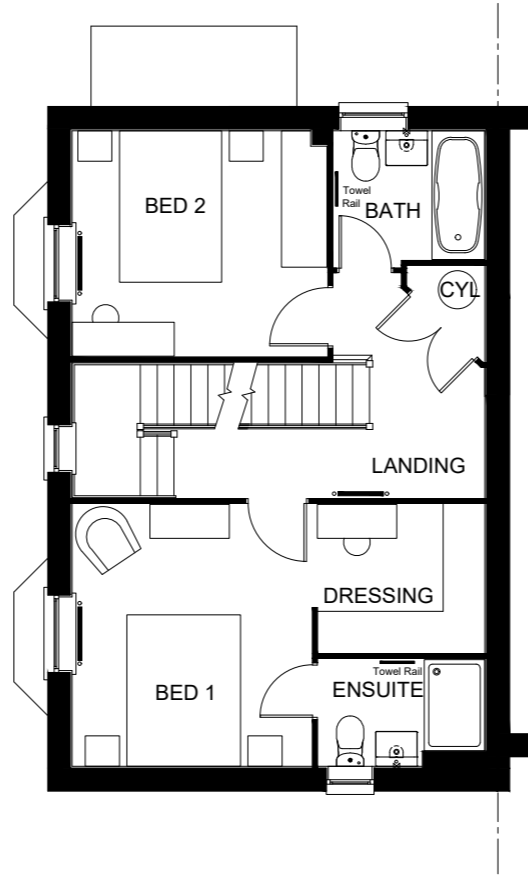
Site Specific Code/Drawing No:

Plot Numbers: AS shown

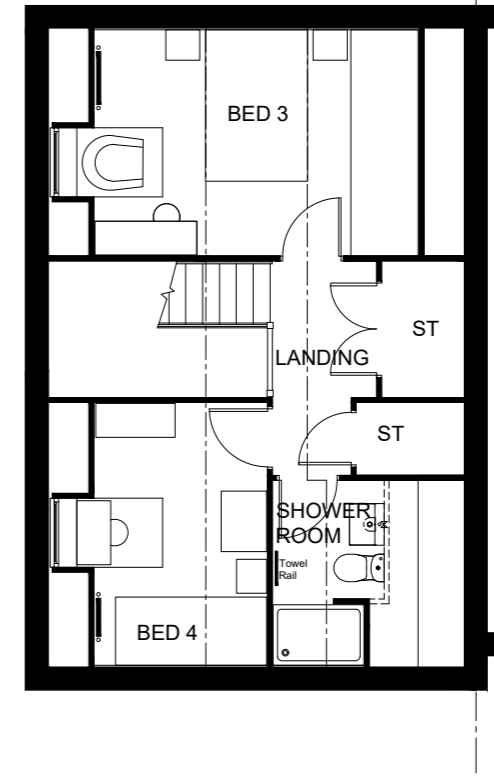
Scale: 1:100 Date: Sept. 2021 Drawn: BG Checked:



GROUND FLOOR PLAN



FIRST FLOOR PLAN



SECOND FLOOR PLAN

FOR PLOT SPECIFIC MATERIALS PLEASE REFER TO EXTERNAL MATERIALS DRAWING ME-24-31.

TOTAL FLOOR AREA : 1364 Sqft

Sales Name: HEREFORD

House Type Code: P470-E-7

Spec: A2 Drawing No: 17 Date: 18.10.16


Drawn: GDT Checked: GDT Scale: 1:100

Planning 2 of 2

Refer to Data Sheet for full details

Apr 21

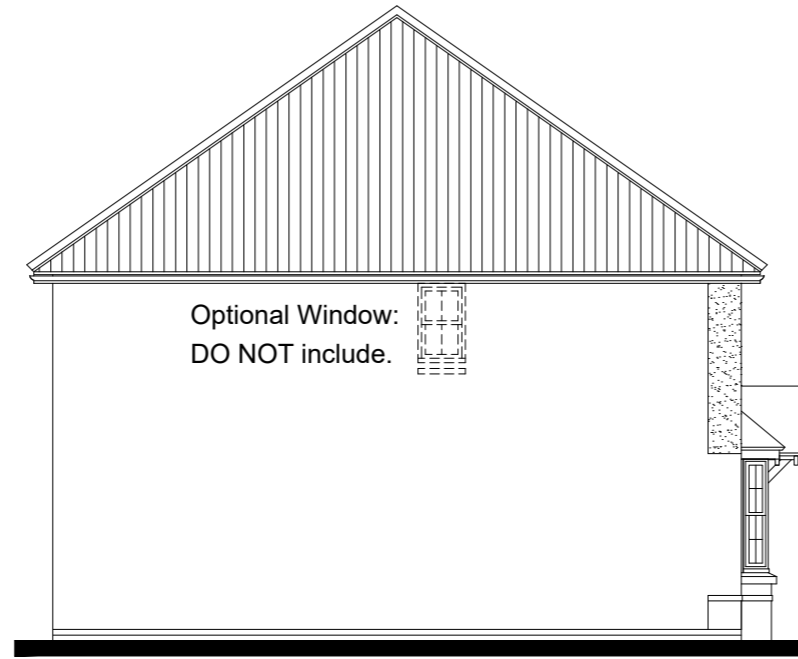
WARNING TO HOUSE-PURCHASERS.
Buyers are warned that this is a working drawing and the contents of this drawing may be subject to change during the progress of the build process. The layout, form, content and dimensions specified are included for general guidance only. The finishes or features shown may alter in respect of individual properties. Whilst we make every effort to ensure our drawings are up to date there may be from time to time be an unavoidable delay in updating these due to changes in regulations and/or re-planning. Purchasers are advised to check with the sales person whether any alterations have been made to this drawing. The contents of this drawing are not to be used for any other purpose and should not be relied upon for the purposes of entering into a contract to purchase any property.



DAVID WILSON HOMES
WHERE QUALITY LIVES



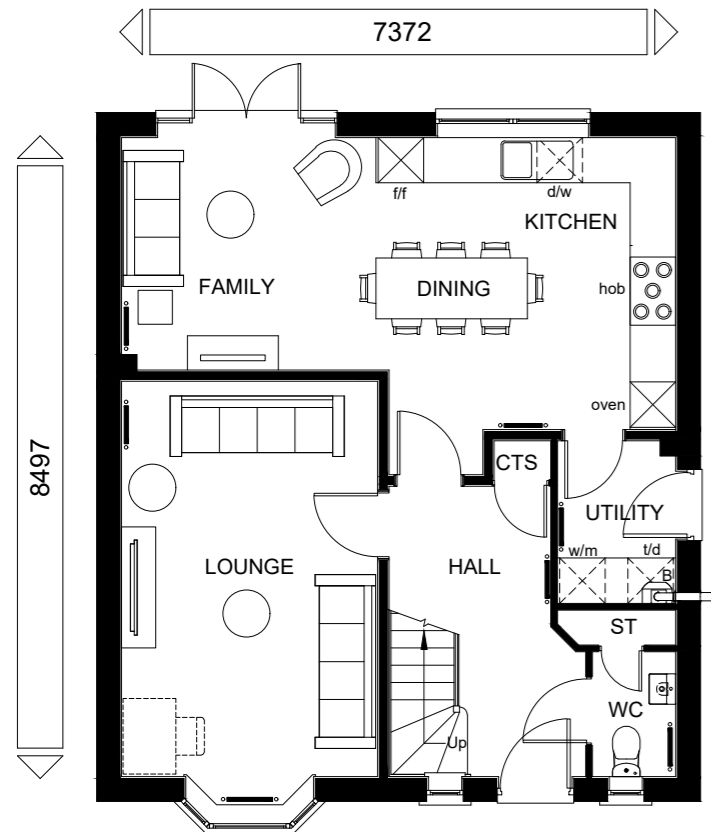
FRONT ELEVATION



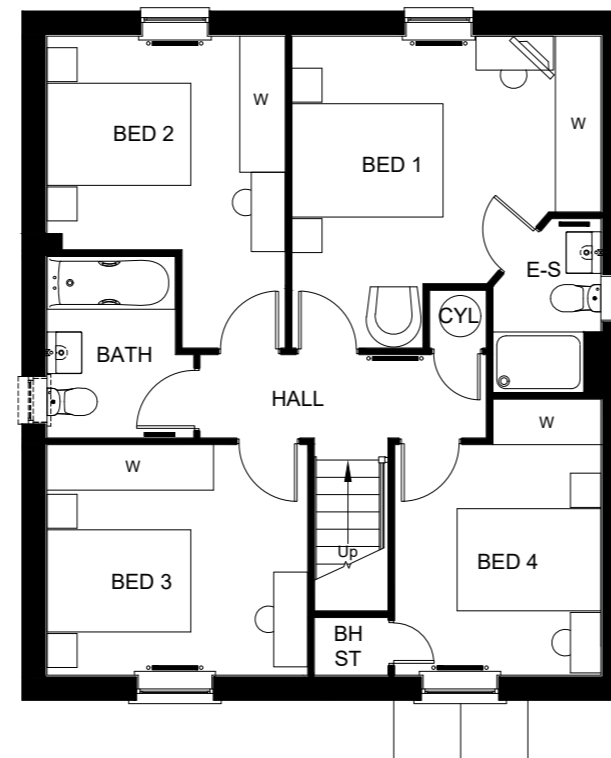
SIDE ELEVATION



REAR ELEVATION



GROUND FLOOR PLAN



FIRST FLOOR PLAN



SIDE ELEVATION

Plots (AS): 19, 129, 166.
Plots (OPP): N/A.

FOR PLOT SPECIFIC MATERIALS PLEASE REFER TO EXTERNAL MATERIALS DRAWING ME-24-31.

Hither Green

Date:

Description:

Rev:

House Type: H442--H7 (KIRKDALE) Sq.ft: 1354

Description: Planning Drawing [Render - Half]

Site Specific Code/Drawing No:

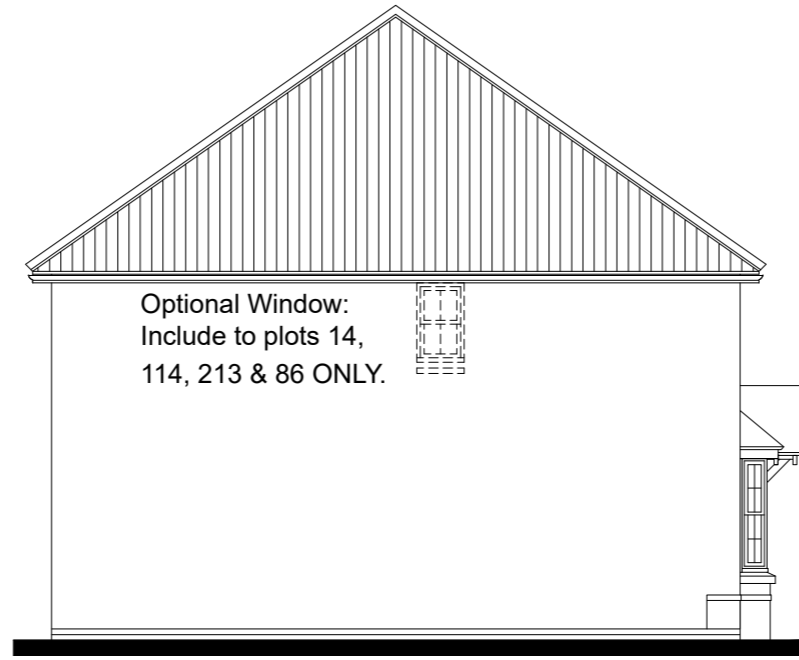
Plot Numbers: AS shown

Scale: 1:100 Date: Aug. 2021 Drawn: SJN Checked:





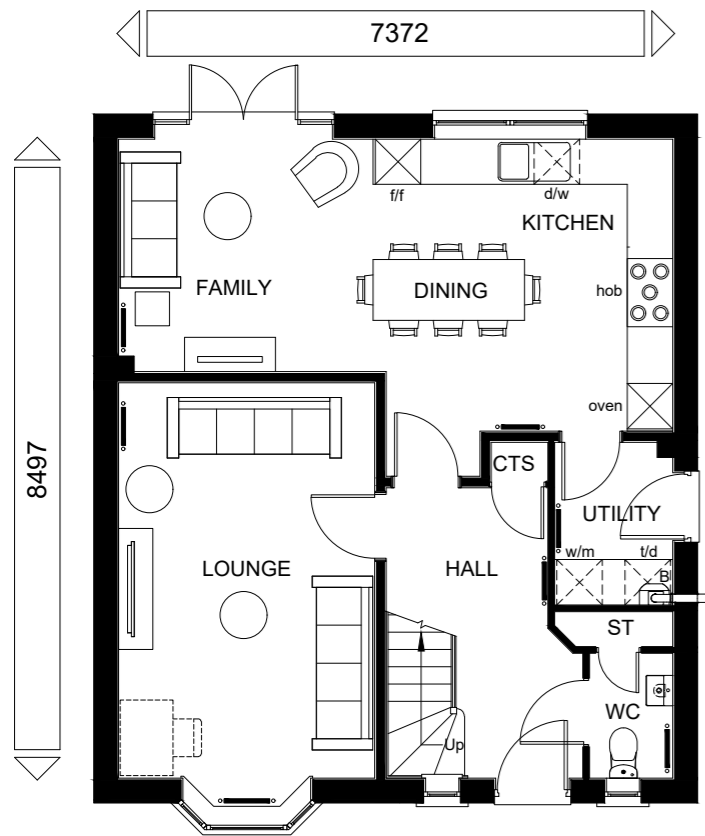
FRONT ELEVATION



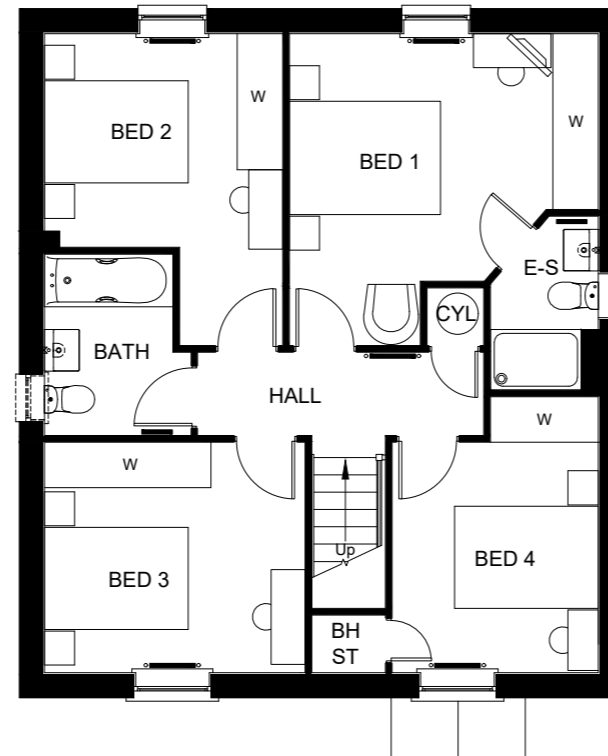
SIDE ELEVATION



REAR ELEVATION



GROUND FLOOR PLAN



FIRST FLOOR PLAN



SIDE ELEVATION

Plots (AS): 14, 25, 103, 114, 164, 212, 213.
Plots (OPP): 86.

Hither Green

Date:

Description:

Rev:

House Type: H442--H7 (KIRKDALE) Sq.ft: 1354

Description: Planning Drawing

Site Specific Code/Drawing No:

Plot Numbers: AS shown

Scale: 1:100 Date: Aug. 2021 Drawn: SJN Checked:



THE PLANS FOR THIS
HOUSETYPE CAN BE
FOUND ON PAGE 26



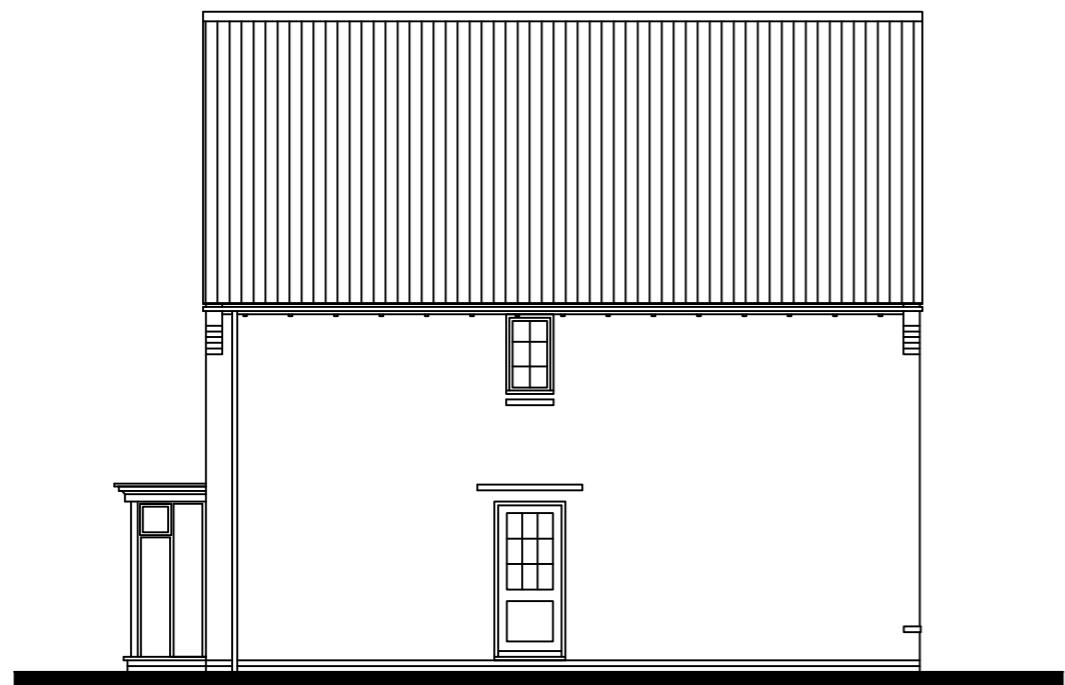
Urban Design, Barratt House, Forest Business Park, Bardon Hill, Leicester, LE67 1UB



FRONT ELEVATION 1



FRONT ELEVATION 2



SIDE ELEVATION



REAR ELEVATION

FOR PLOT SPECIFIC MATERIALS PLEASE REFER TO EXTERNAL MATERIALS DRAWING ME-24-31.

Plots (AS): 18.
Plots (OPP): 20, 117, 125, 216.

Hither Green

Rev:	Description:	Date:

House Type: H486---7 [HOLLINWOOD]	Sq.ft: 1220
Description: Planning Drawing [Timber]	
Site Specific Code/Drawing No:	
Plot Numbers: AS shown	
Scale: 1:100	Date: Aug. 2021
Drawn: SIN	Checked:

THE PLANS FOR THIS
HOUSETYPE CAN BE
FOUND ON PAGE 26



Hither Green	
Rev:	Date:
Description:	

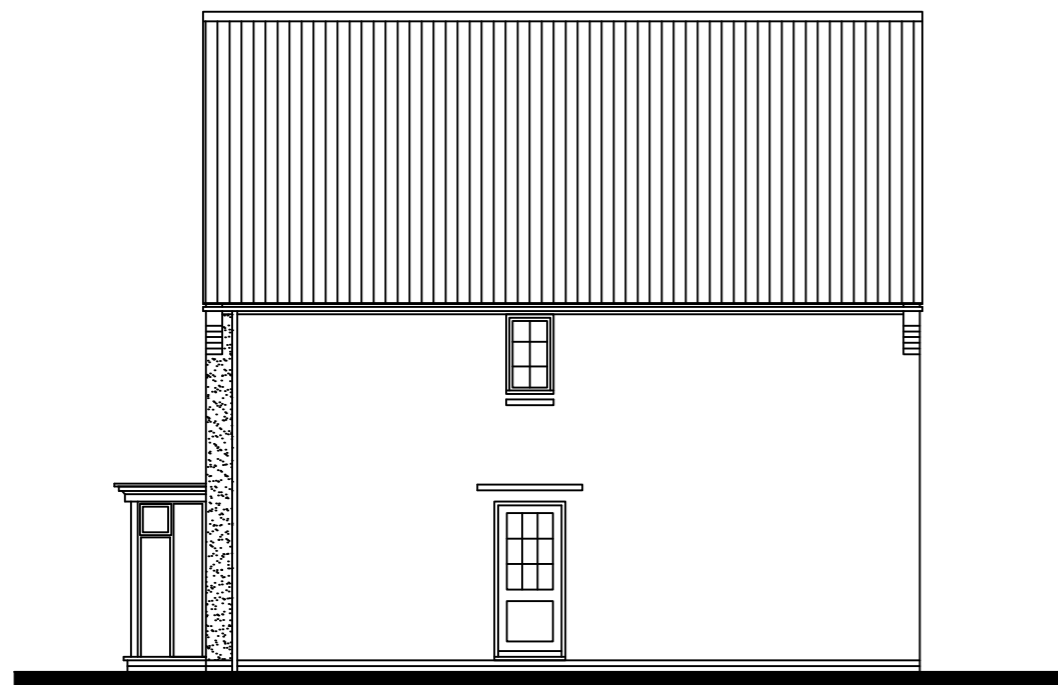
House Type: H486---7 [HOLLINWOOD]	Sq.ft: 1220
Description: Planning Drawing [Render]	
Site Specific Code/Drawing No:	
Plot Numbers: AS shown	
Scale: 1:100	Date: Aug. 2021
Drawn: SIN	Checked:



FRONT ELEVATION 1



FRONT ELEVATION 2



SIDE ELEVATION



REAR ELEVATION

FOR PLOT SPECIFIC MATERIALS PLEASE REFER TO EXTERNAL MATERIALS DRAWING ME-24-31.

Plots (AS): 209.
Plots (OPP): N/A.

THE PLANS FOR THIS
HOUSETYPE CAN BE
FOUND ON PAGE 26



Hither Green	
Rev:	Date:
Description:	

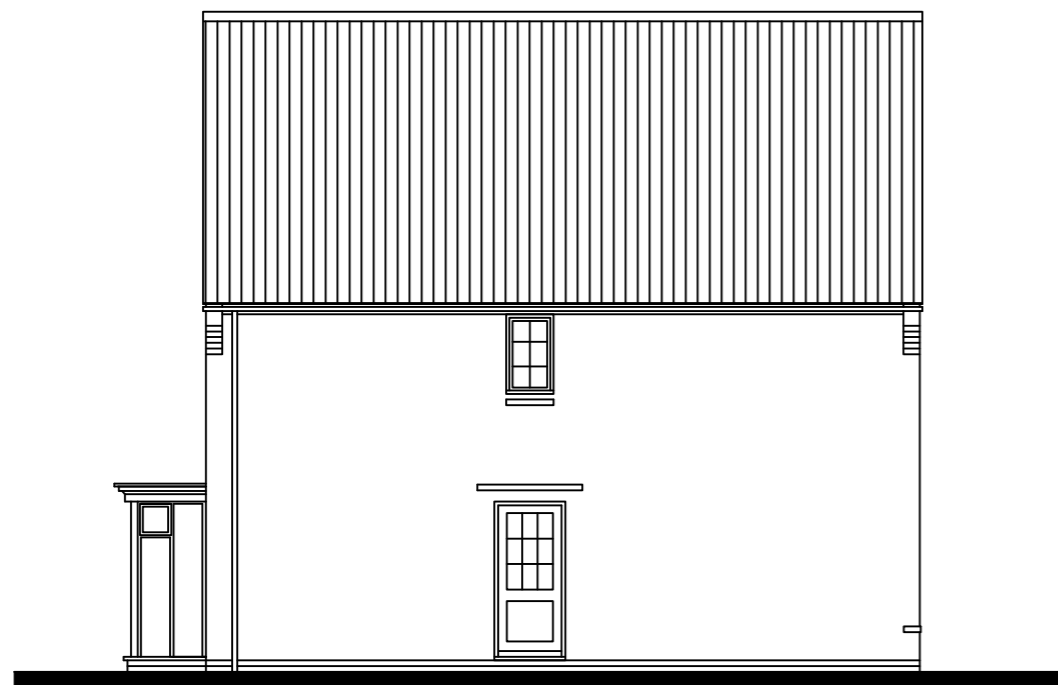
House Type: H486---7 [HOLLINWOOD]	Sq.ft: 1220
Description: Planning Drawing	
Site Specific Code/Drawing No:	
Plot Numbers: AS shown	Checked:
Scale: 1:100	Date: Aug. 2021
Drawn: SJN	



FRONT ELEVATION 1



FRONT ELEVATION 2



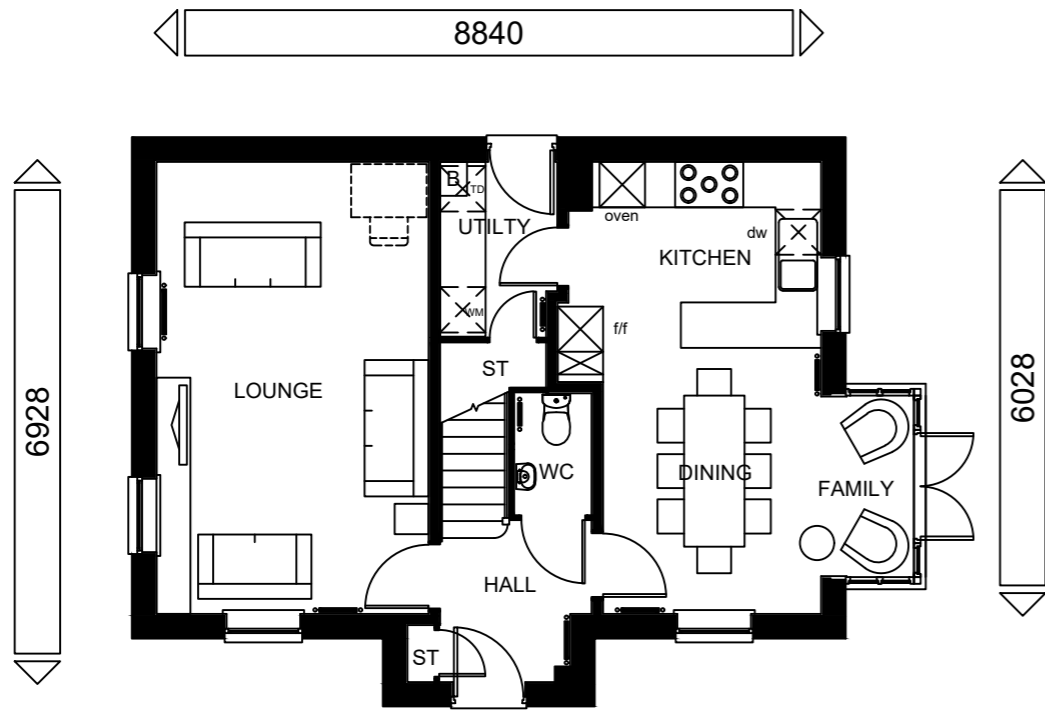
SIDE ELEVATION



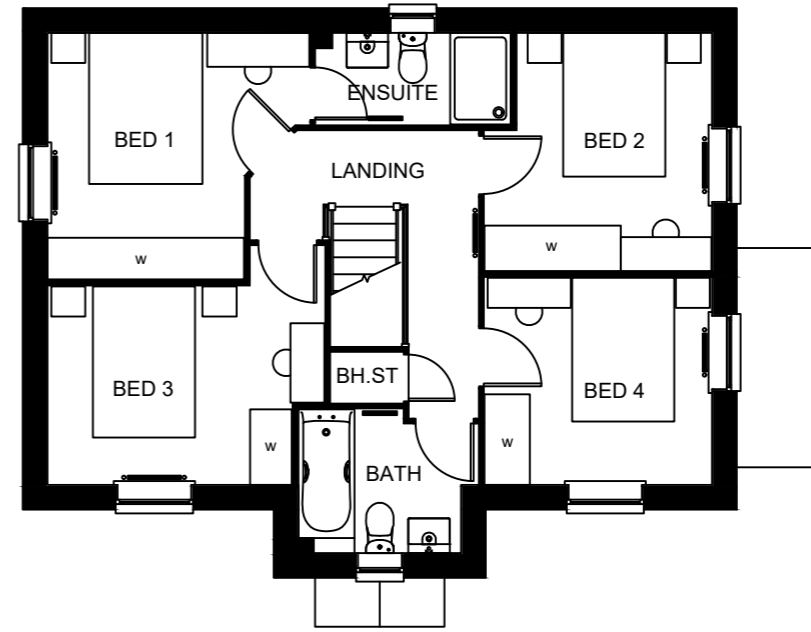
REAR ELEVATION

FOR PLOT SPECIFIC MATERIALS PLEASE REFER TO EXTERNAL MATERIALS DRAWING ME-24-31.

Plots (AS): 15, 206.
Plots (OPP): N/A.



GROUND FLOOR PLAN



FIRST FLOOR PLAN

FOR PLOT SPECIFIC MATERIALS PLEASE REFER TO EXTERNAL MATERIALS DRAWING ME-24-31.

TOTAL FLOOR AREA : 1220 Sqft

Sales Name: HOLLINWOOD

House Type Code: H486---7

Spec: A2 Drawing No: 15 Date: 26.08.16


Drawn: GDT Checked: GDT Scale: 1 : 100

PLANNING 2 OF 2


REV DESCRIPTION
D Refer to data Sheet for full details

DATE
June 21


WARNING TO HOUSE-PURCHASERS:
Buyers are warned that this is a working drawing and the contents of this drawing may be subject to change during the progress of the build process. The layout, form, content and dimensions specified are included for general guidance only. The finishes or features shown may alter in respect of individual properties. Whilst we make every effort to ensure our drawings are up to date there may be an unavoidable delay in updating these due to changes in regulations and/or re-planning. Purchasers are advised to check with the Sales Adviser whether any alterations have been made to this drawing. The contents of this drawing do not constitute a contract, part of any contract or warranty unless specifically incorporated into the contract. They should not be relied upon for the purposes of entering into a contract to purchase any property.



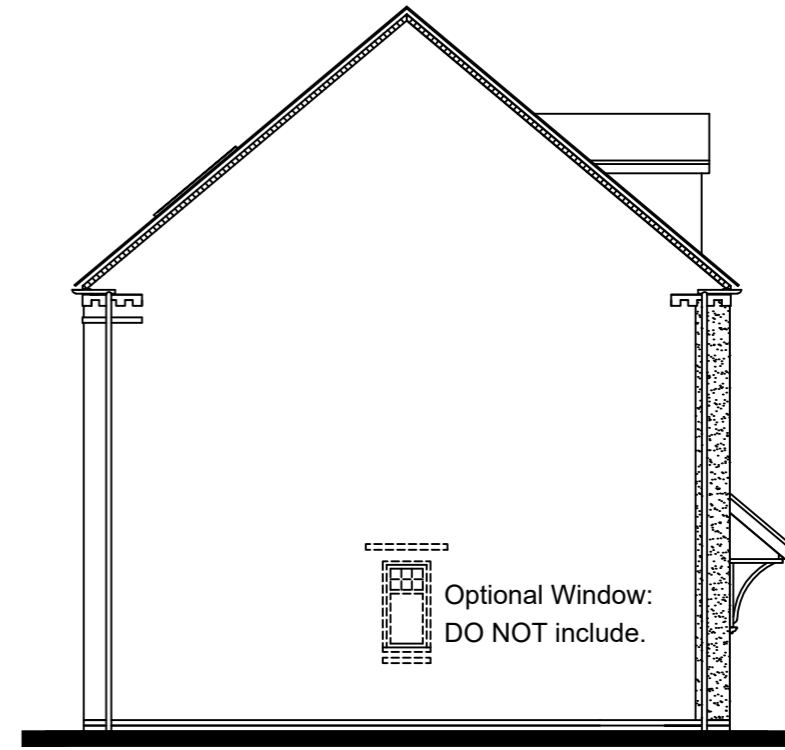
DAVID WILSON HOMES
WHERE QUALITY LIVES



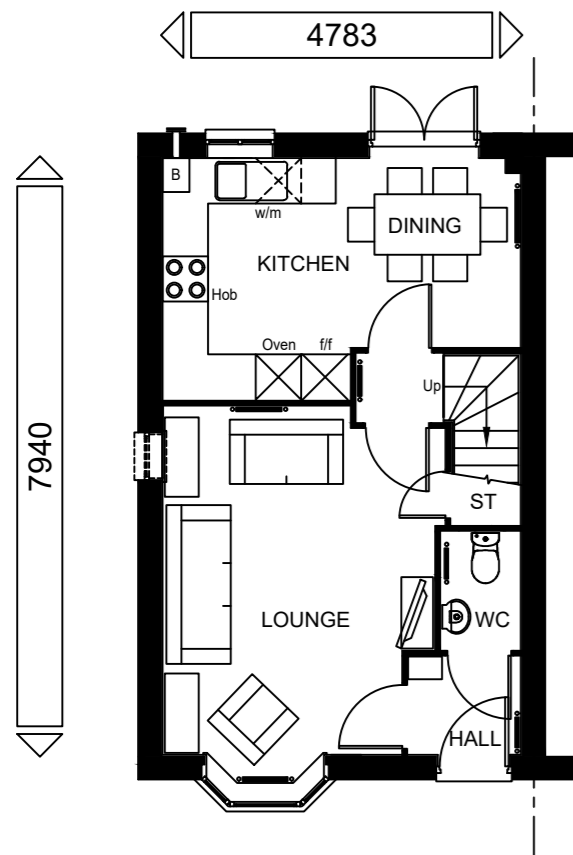
FRONT ELEVATION



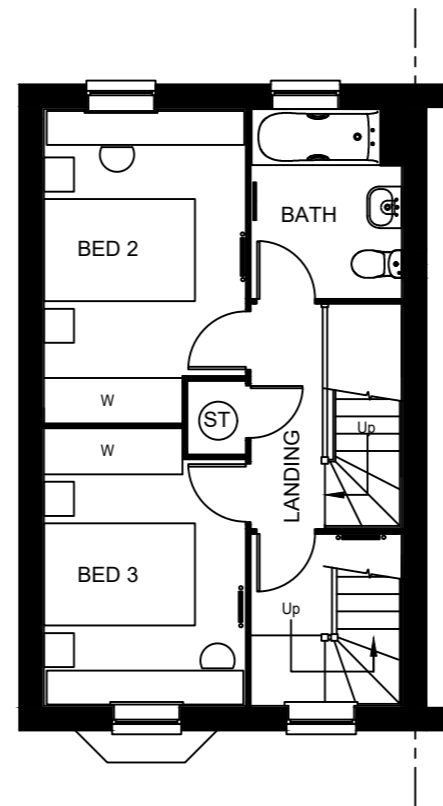
REAR ELEVATION



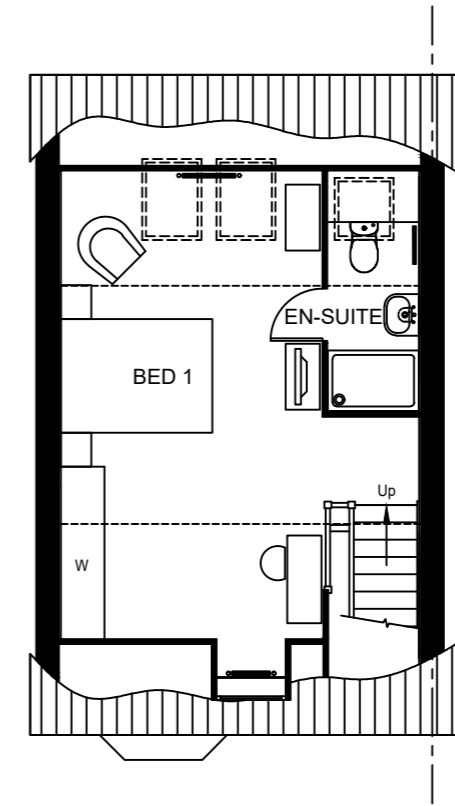
SIDE ELEVATION



GROUND FLOOR PLAN



FIRST FLOOR PLAN



SECOND FLOOR PLAN

FOR PLOT SPECIFIC MATERIALS PLEASE REFER TO EXTERNAL MATERIALS DRAWING ME-24-31.

Plots (AS): 76, 153, 175.
Plots (OPP): 75, 152, 176.

Hither Green

Date:

Description:

Rev:

House Type: T310-E-7 [KENNETT] Sq. ft: 1089


Description: Planning Drawing [Render]

Site Specific Code/Drawing No:


Plot Numbers: AS SHOWN

Scale: 1:100 Date: Aug. 2021 Drawn: BG Checked:

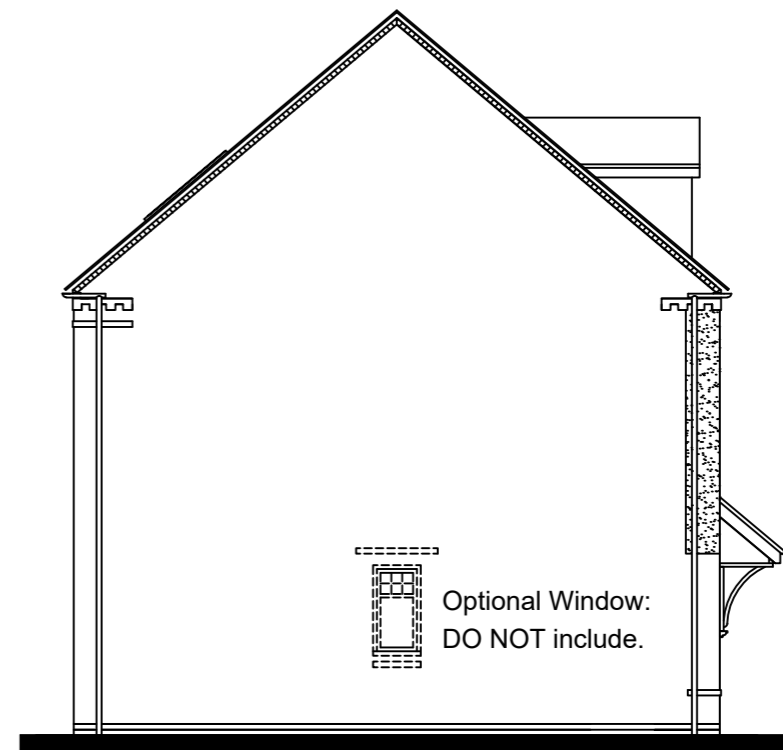




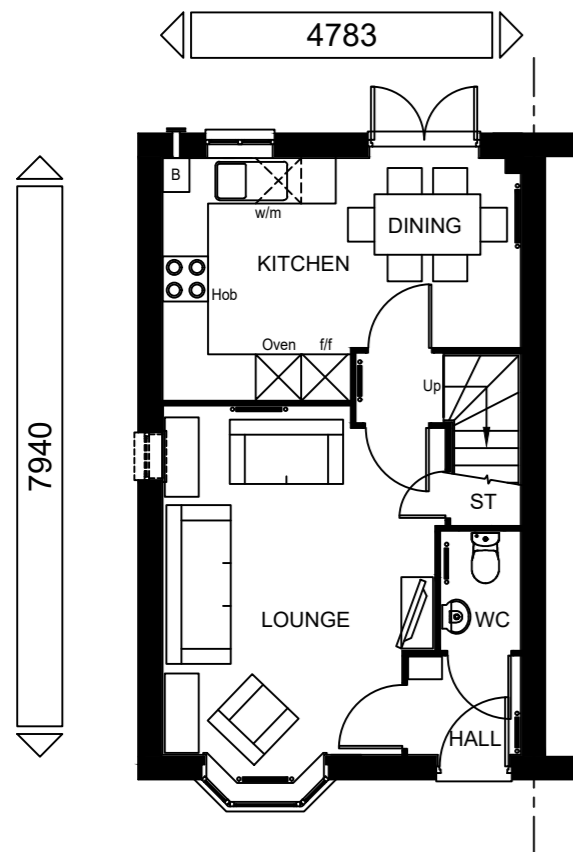
FRONT ELEVATION



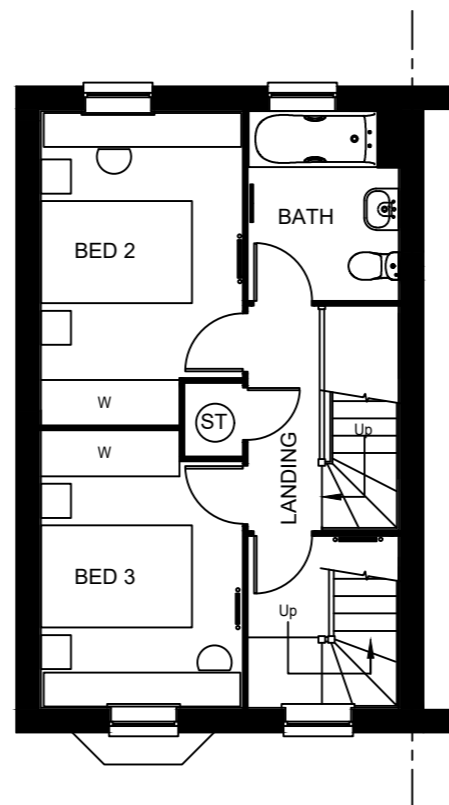
REAR ELEVATION



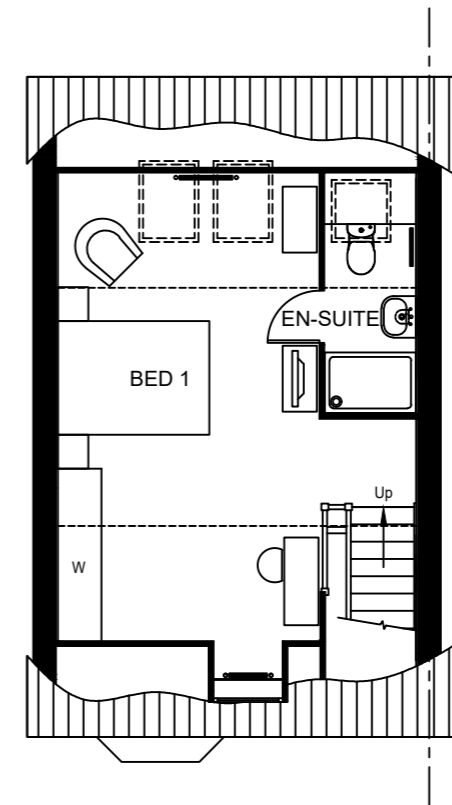
SIDE ELEVATION



GROUND FLOOR PLAN



FIRST FLOOR PLAN



SECOND FLOOR PLAN

FOR PLOT SPECIFIC MATERIALS PLEASE REFER TO EXTERNAL MATERIALS DRAWING ME-24-31.

Plots (AS): 27, 40, 50.
Plots (OPP): 26, 39, 49.

Hither Green

Date:

Description:

Rev:

House Type: T310-E-7 [KENNETT] Sq. ft: 1089

Description: Planning Drawing [Render - Half]

Site Specific Code/Drawing No:


Plot Numbers: AS SHOWN

Scale: 1:100 Date: Aug. 2021 Drawn: BG Checked:




DAVID WILSON HOMES
WHERE QUALITY LIVES

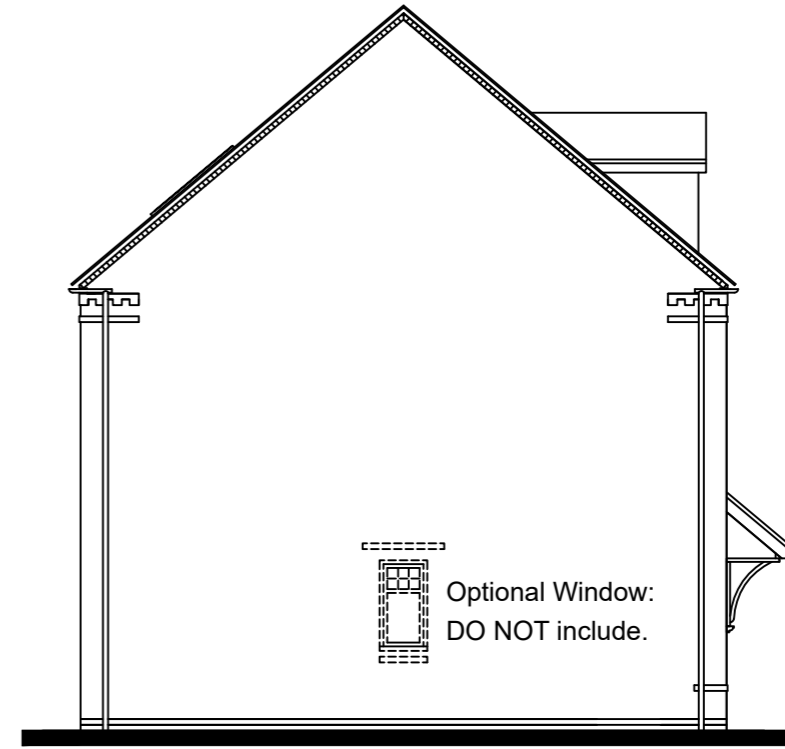
Urban Design, Barratt House, Forest Business Park, Bardon Hill, Leicester, LE67 1UB



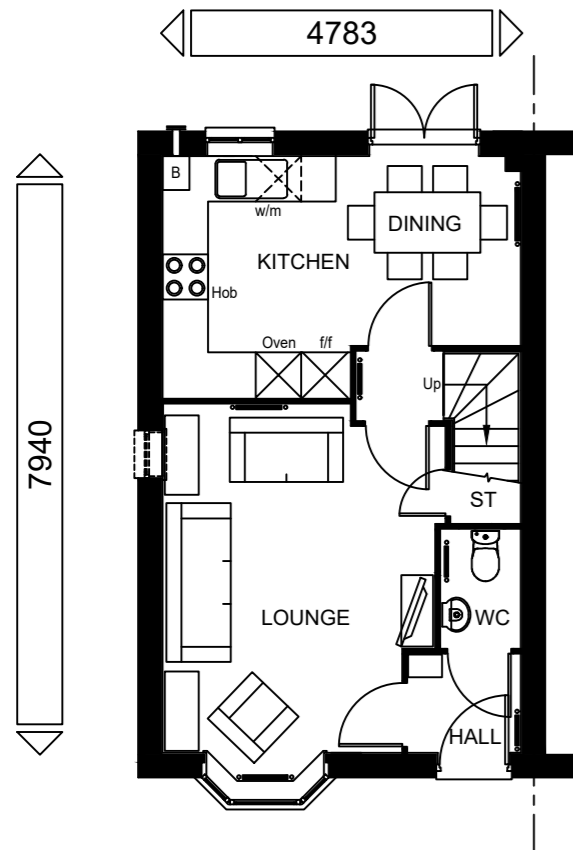
FRONT ELEVATION



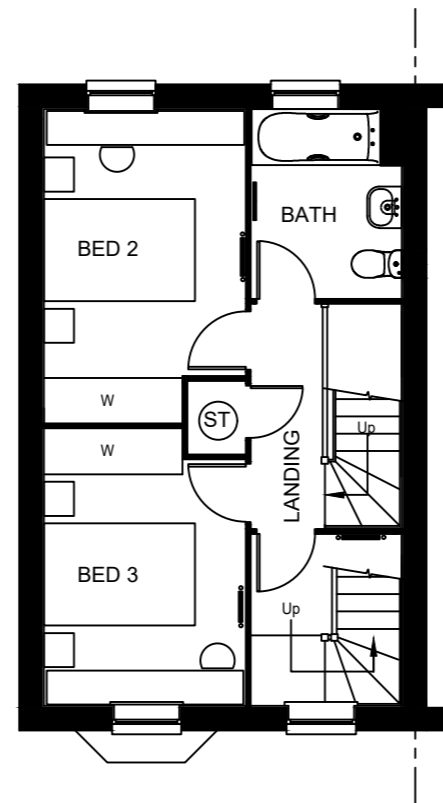
REAR ELEVATION



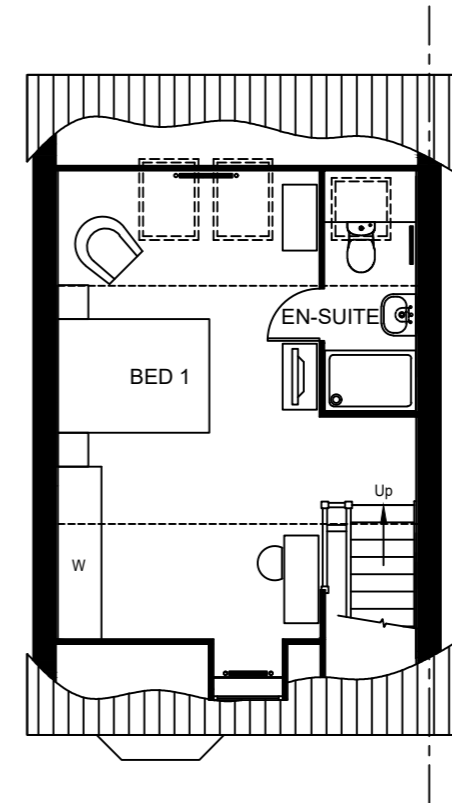
SIDE ELEVATION



GROUND FLOOR PLAN



FIRST FLOOR PLAN



SECOND FLOOR PLAN

FOR PLOT SPECIFIC MATERIALS PLEASE REFER TO EXTERNAL MATERIALS DRAWING ME-24-31.

Plots (AS): 78, 80, 127, 145, 151, 169, 196, 199, 211.
Plots (OPP): 23, 57, 77, 79, 150, 170, 195, 197, 210.

Hither Green

Date:

Description:

Rev:

House Type: T310-E-7 [KENNETT] Sq. ft: 1089

Description: Planning Drawing


Site Specific Code/Drawing No:

Plot Numbers: AS shown


Scale: 1:100 Date: Aug. 2021 Drawn: BG Checked:



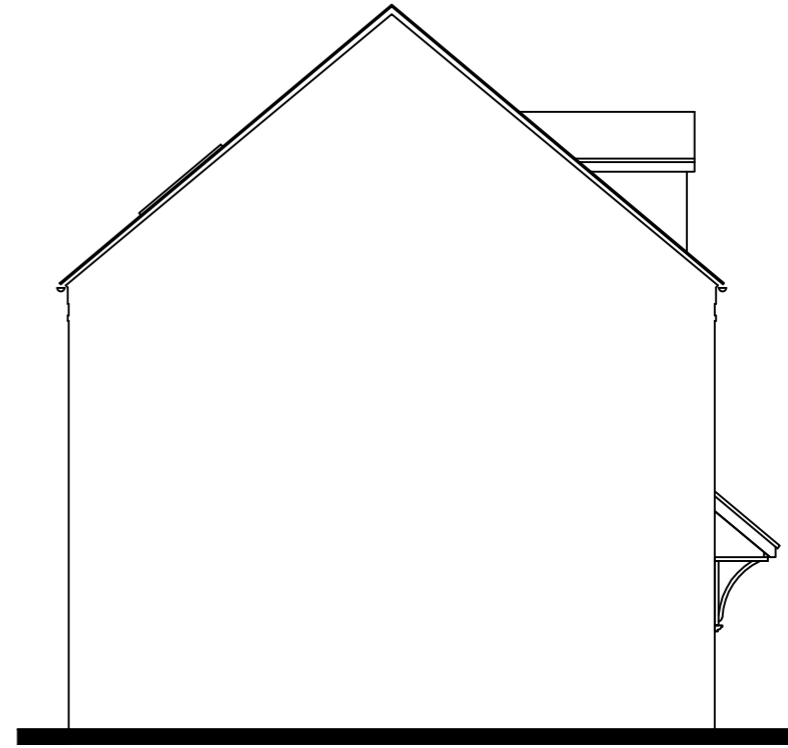
Urban Design, Barratt House, Forest Business Park, Bardon Hill, Leicester, LE67 1UB



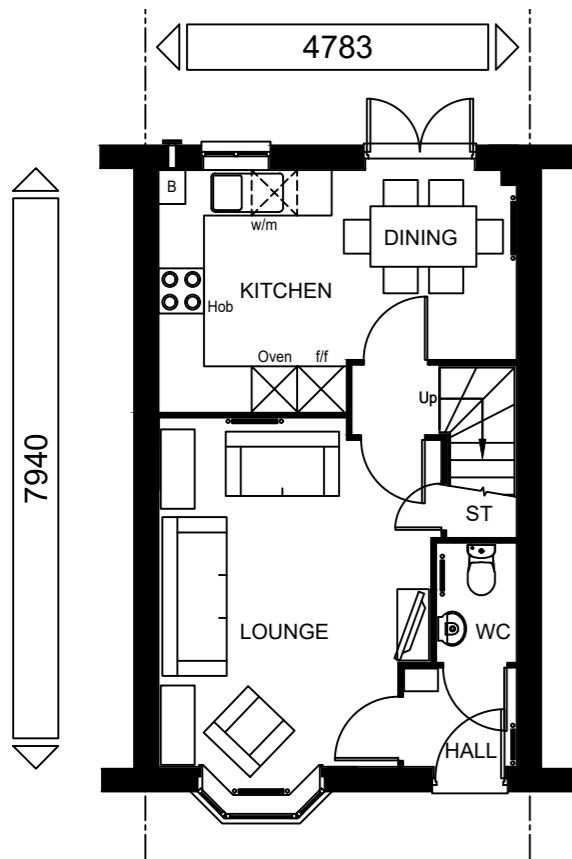
FRONT ELEVATION



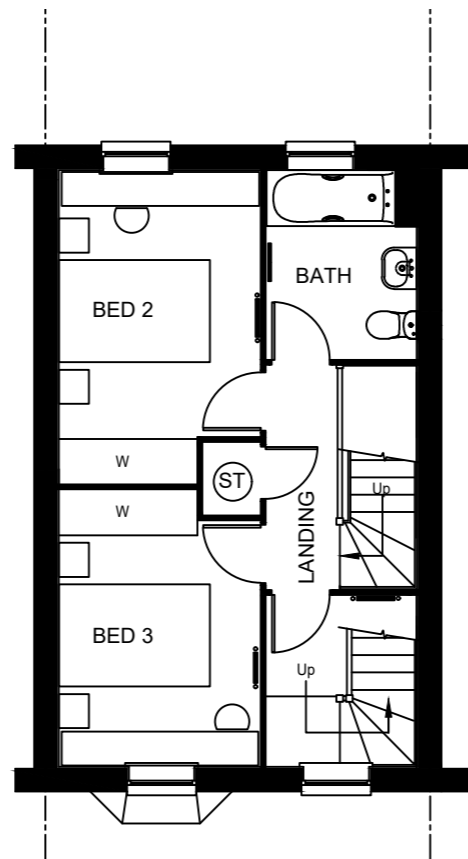
REAR ELEVATION



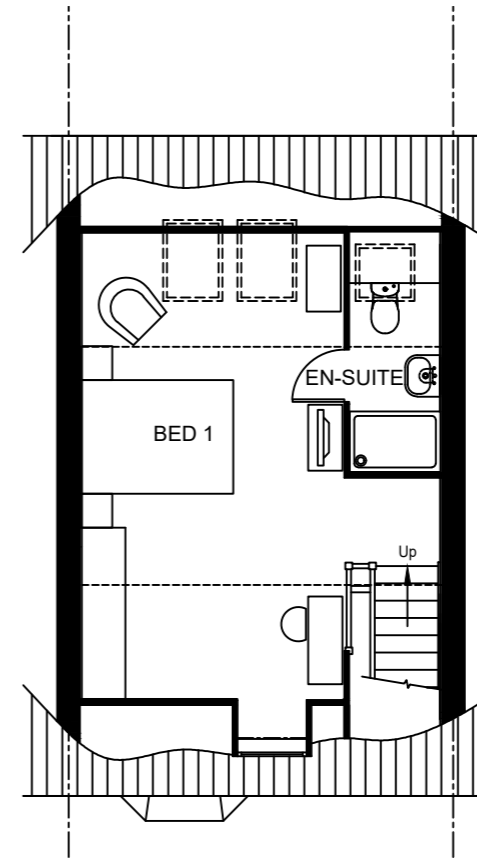
SIDE ELEVATION



GROUND FLOOR PLAN



FIRST FLOOR PLAN



SECOND FLOOR PLAN

FOR PLOT SPECIFIC MATERIALS PLEASE REFER TO EXTERNAL MATERIALS DRAWING ME-24-31.

Plots (AS): N/A
Plots (OPP): 198.

Hither Green

Date:

Description:

Rev:

House Type: T310-I-7 [KENNETT] Sq.ft: 1089

Description: Planning Drawing

Site Specific Code/Drawing No:

Plot Numbers: AS SHOWN

Scale: 1:100 Date: Aug. 2021 Drawn: BG Checked:



DAVID WILSON HOMES

WHERE QUALITY LIVES

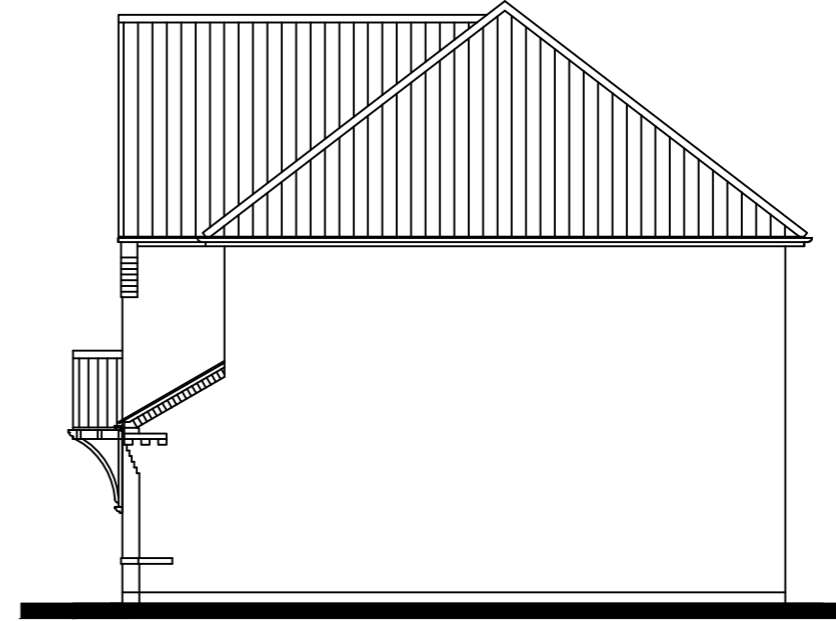
Urban Design, Barratt House, Forest Business Park, Barton Hill, Leicester, LE67 1UB



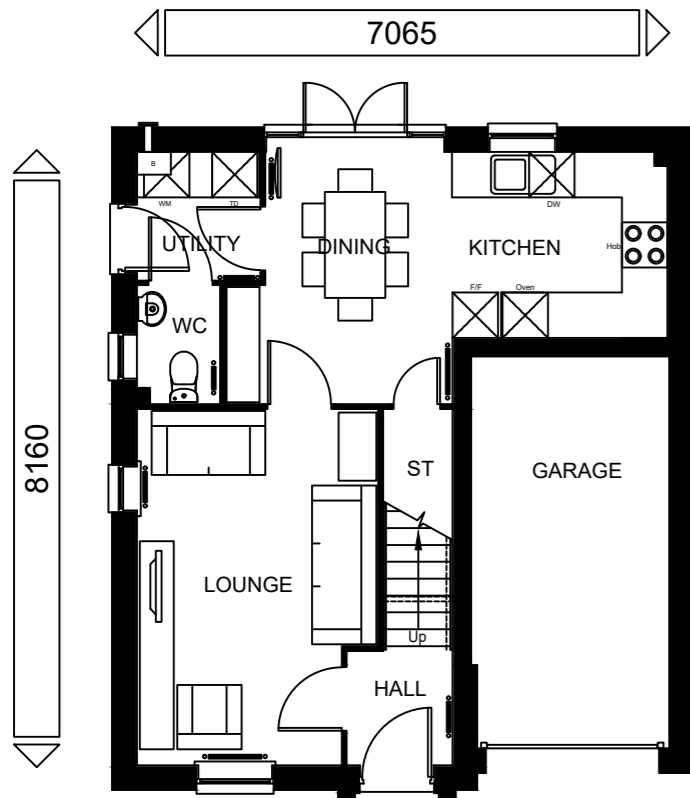
FRONT ELEVATION



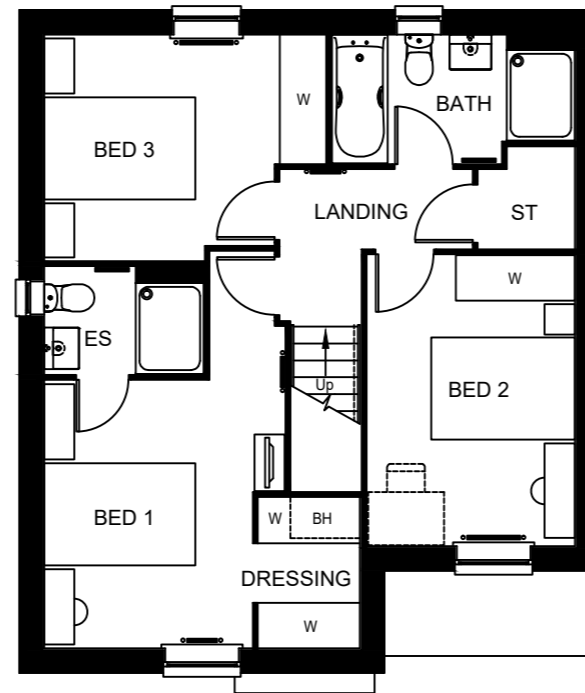
REAR ELEVATION



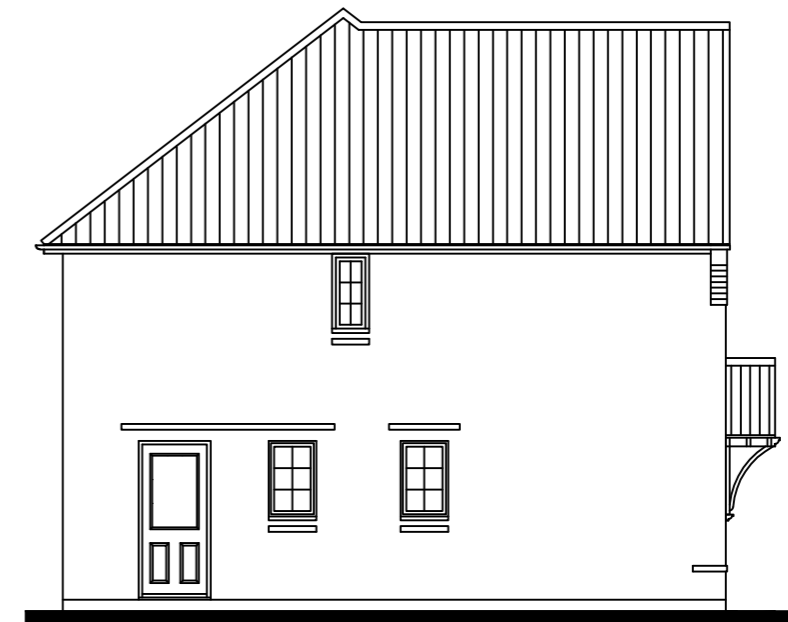
SIDE ELEVATION



GROUND FLOOR PLAN



FIRST FLOOR PLAN



SIDE ELEVATION

Plots (AS): N/A
Plots (OPP): 105, 106.

FOR PLOT SPECIFIC MATERIALS PLEASE REFER TO EXTERNAL MATERIALS DRAWING ME-24-31.

Hither Green

Date:

Description:

Rev:



Urban Design, Barratt House, Forest Business Park, Barton Hill, Leicester. LE67 1UB

House Type: H349--H7 [ABBEYDALE] Sq. ft: 1026

Description: Planning Drawing

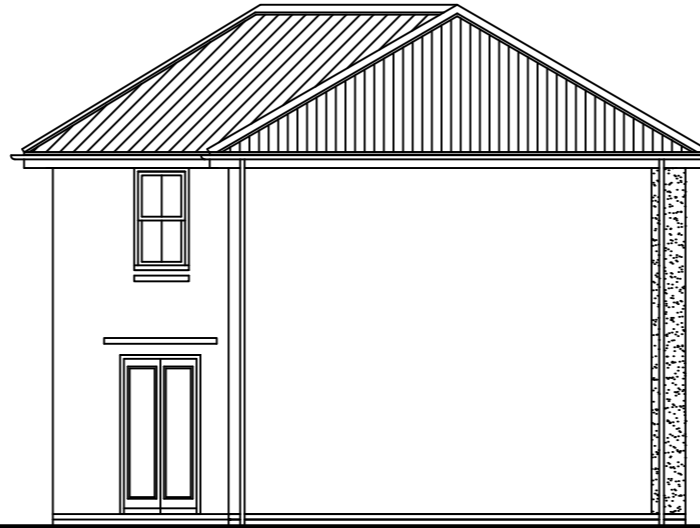
Site Specific Code/Drawing No:

Plot Numbers: AS SHOWN

Scale: 1:100 Date: Aug. 2021 Drawn: BG Checked:



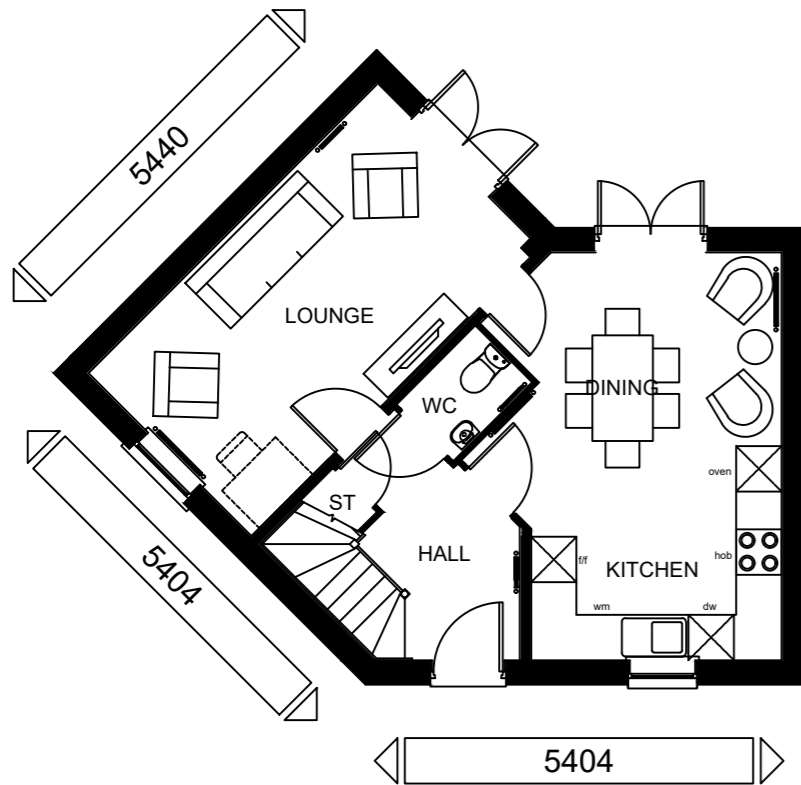
FRONT ELEVATION



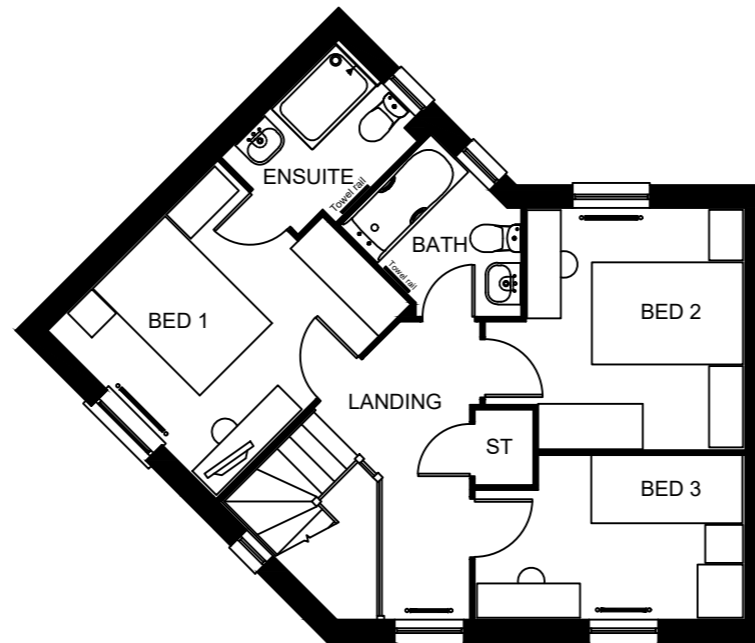
SIDE ELEVATION



REAR ELEVATION



GROUND FLOOR PLAN



FIRST FLOOR PLAN



SIDE ELEVATION

Plots (AS): N/A.
Plots (OPP): 4.

FOR PLOT SPECIFIC MATERIALS PLEASE REFER TO EXTERNAL MATERIALS DRAWING ME-24-31.

Hither Green

Date:

Description:

Rev:

House Type: P331-DH7 [FAIRWAY] Sq.ft: 1001

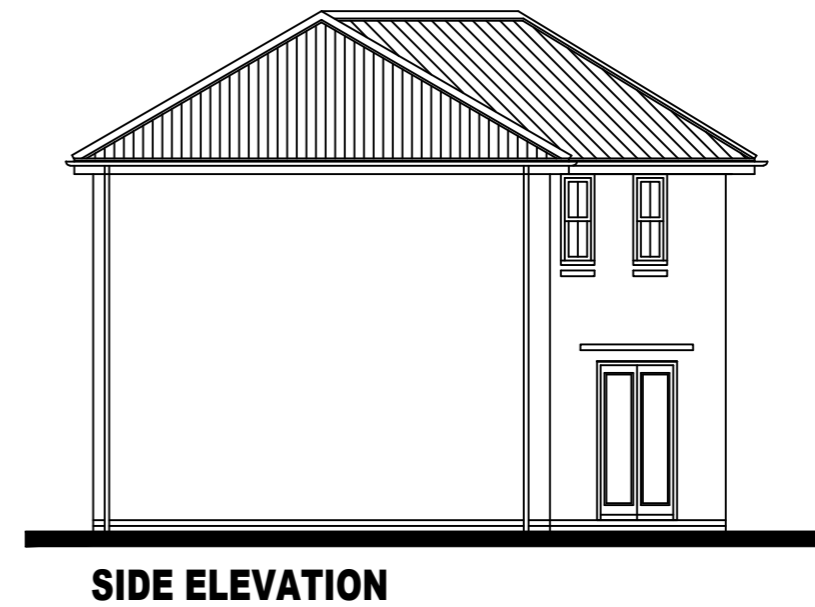
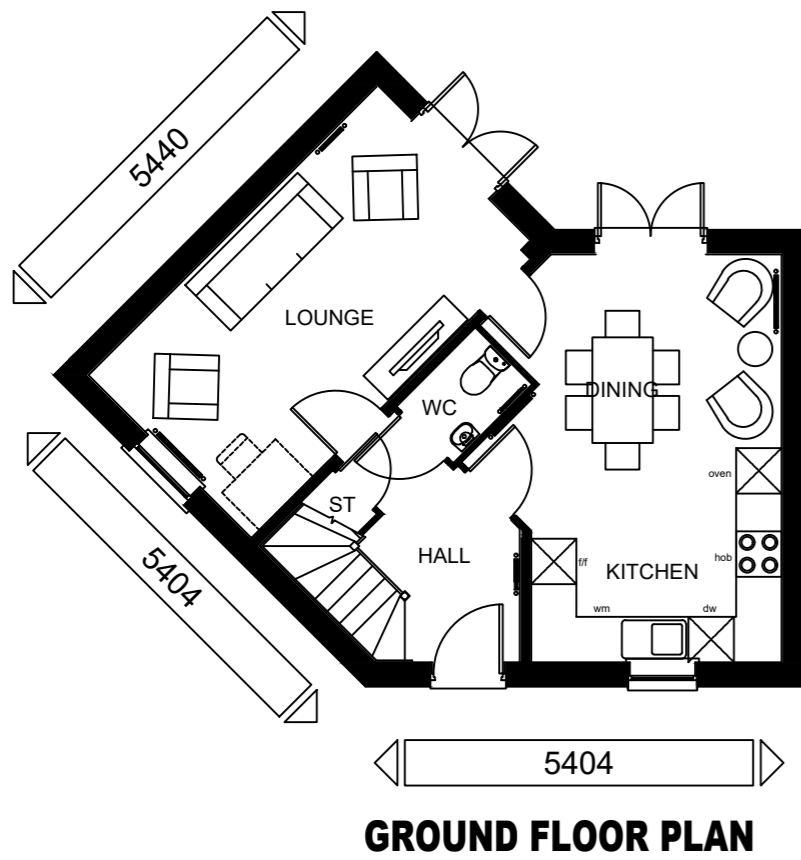
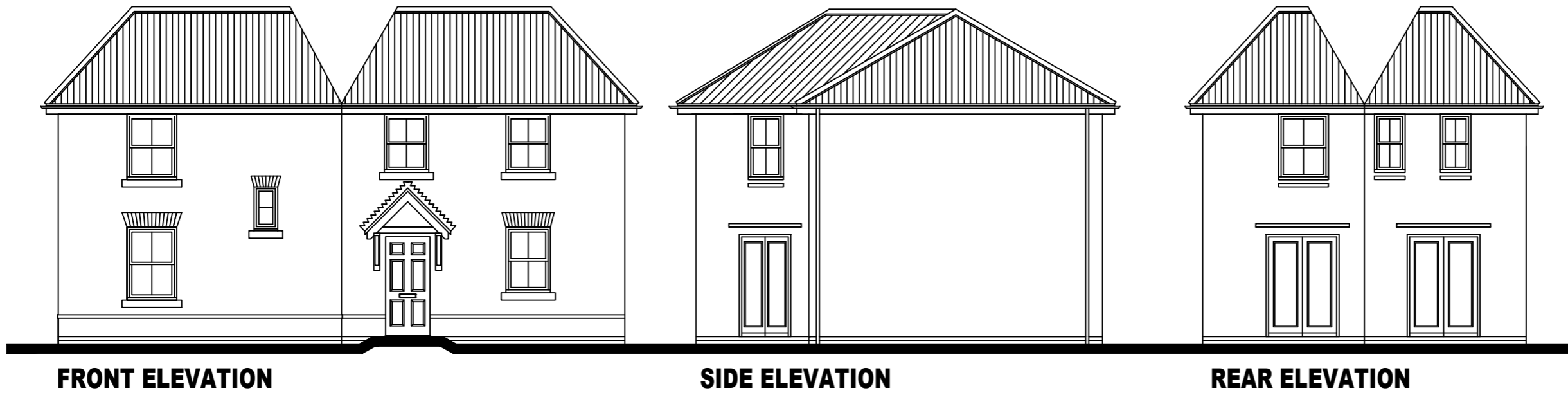
Description: Planning Drawing [Render]

Site Specific Code/Drawing No:

Plot Numbers: AS SHOWN

Scale: 1:100 Date: Sept. 2021 Drawn: BG Checked:





Plots (AS): 81, 132.
Plots (OPP): 204, 214.

FOR PLOT SPECIFIC MATERIALS PLEASE REFER TO EXTERNAL MATERIALS DRAWING ME-24-31.

Hither Green

Date:

Description:

Rev:

House Type: P331-DH7 [FAIRWAY] Sq.ft: 1001

Description: Planning Drawing

Site Specific Code/Drawing No:

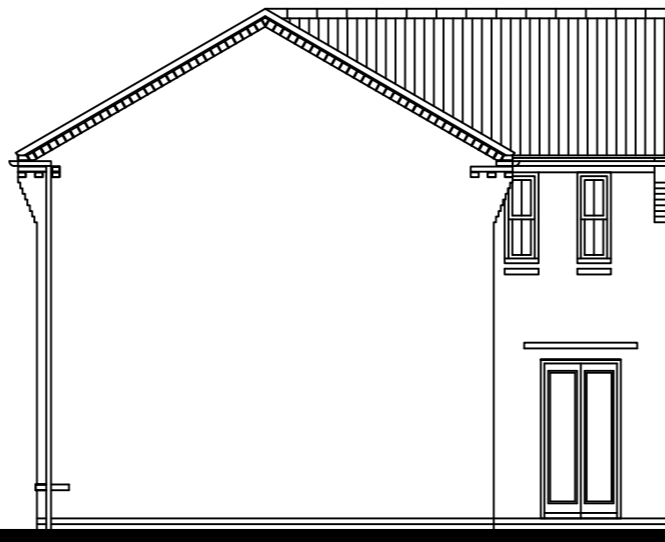
Plot Numbers: AS shown

Scale: 1:100 Date: Sept. 2021 Drawn: BG Checked:





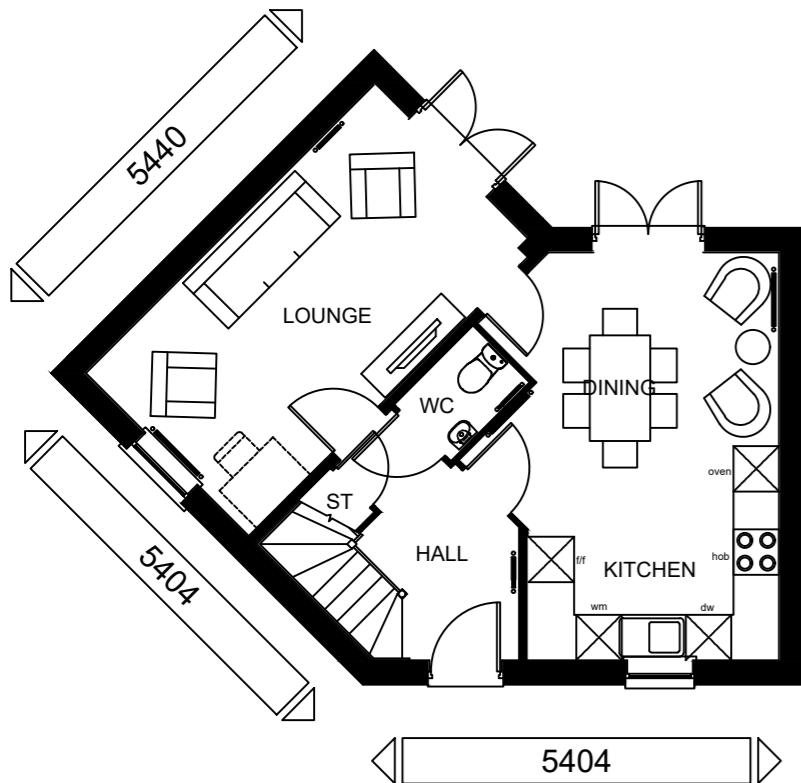
FRONT ELEVATION



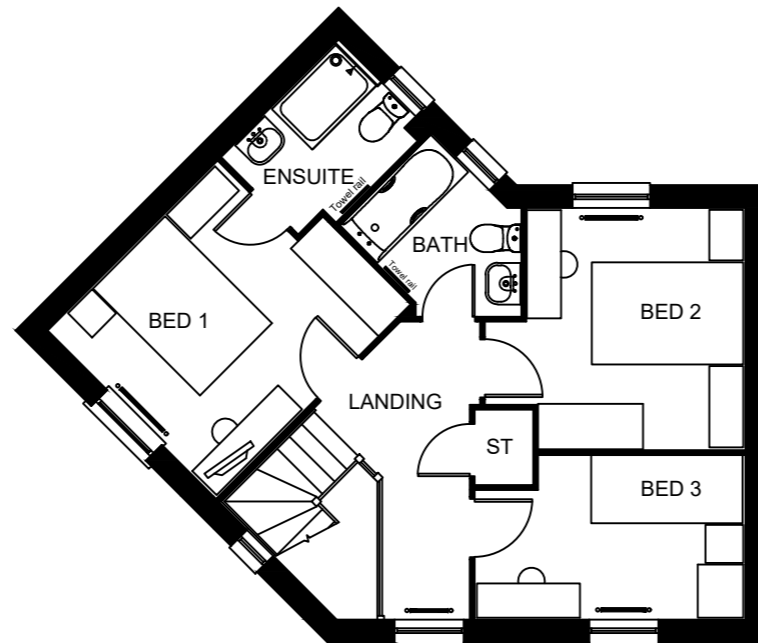
SIDE ELEVATION



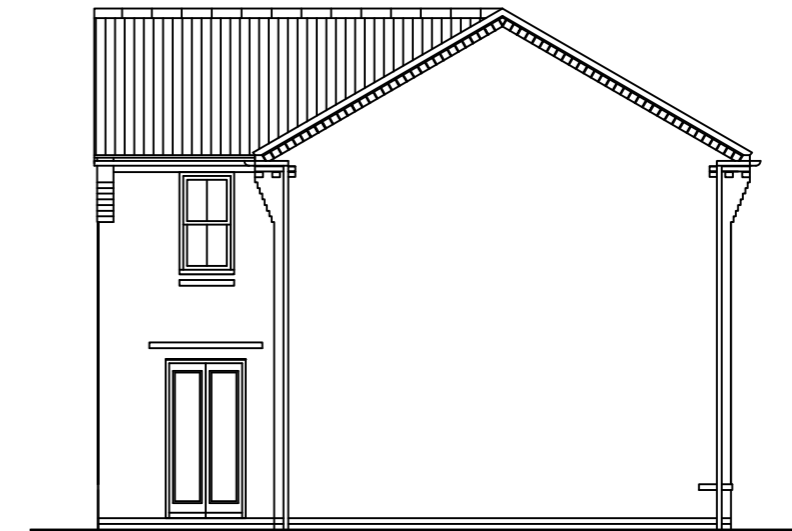
REAR ELEVATION



GROUND FLOOR PLAN



FIRST FLOOR PLAN



SIDE ELEVATION

Plots (AS): 72, 194.
Plots (OPP): 73.

FOR PLOT SPECIFIC MATERIALS PLEASE REFER TO EXTERNAL MATERIALS DRAWING ME-24-31.

Hither Green

Date:

Description:

Rev:

House Type: P331-DG7 [FAIRWAY] Sq.ft: 1001

Description: Planning Drawing

Site Specific Code/Drawing No:


Plot Numbers: AS shown

Scale: 1:100 Date: Aug. 2021 Drawn: BG Checked:

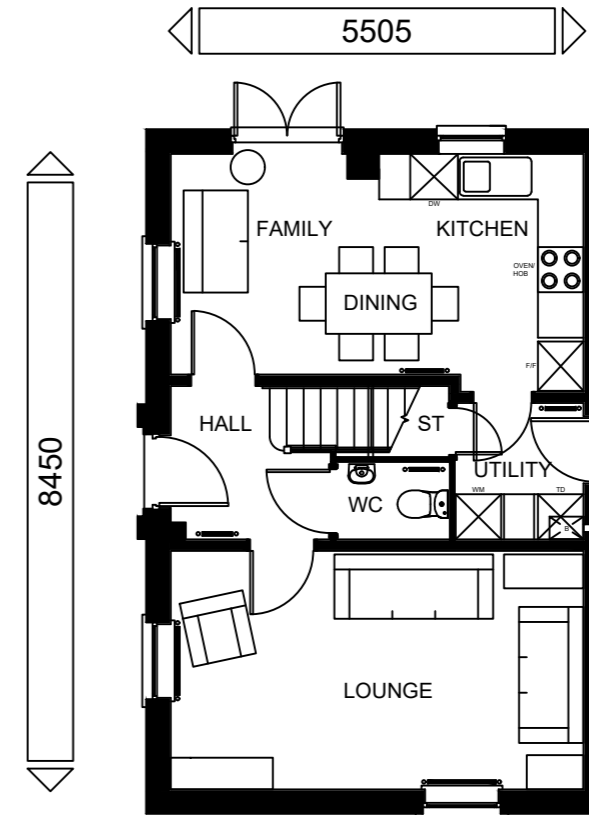




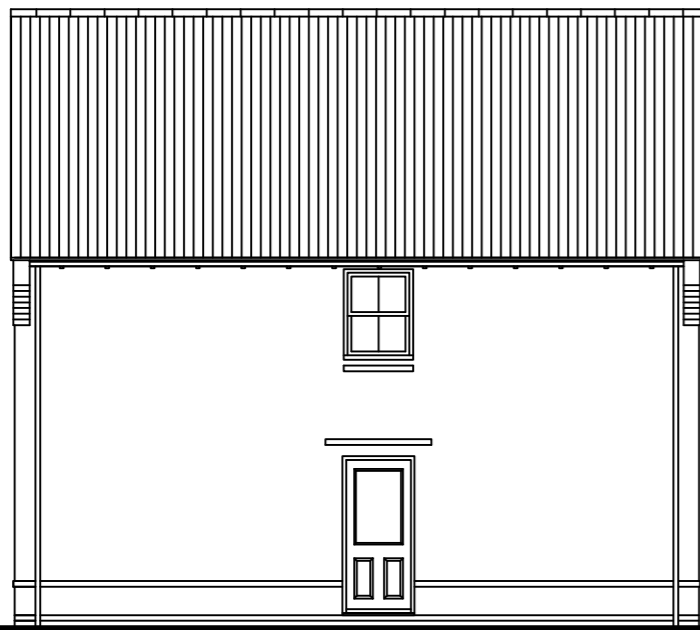
FRONT ELEVATION 1



FRONT ELEVATION 2



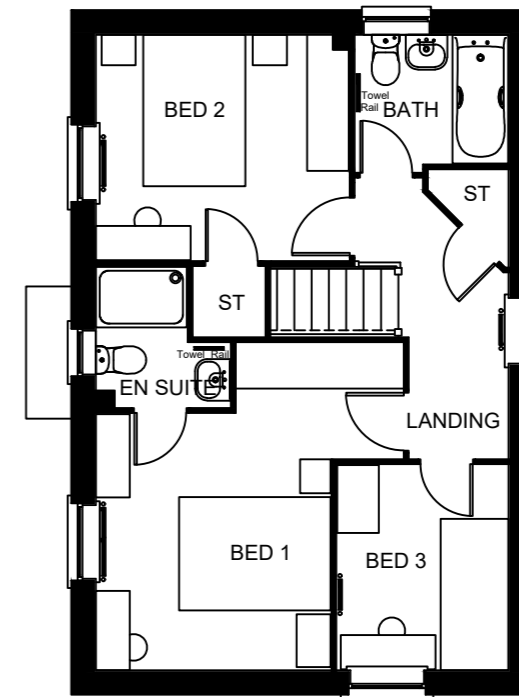
GROUND FLOOR PLAN



SIDE ELEVATION



REAR ELEVATION



FIRST FLOOR PLAN

Plots (AS): 21.
Plots (OPP): 33, 154.

FOR PLOT SPECIFIC MATERIALS PLEASE REFER TO EXTERNAL MATERIALS DRAWING ME-24-31.

Hither Green

Date:

Description:

Rev:

House Type: P341--D7 [HADLEY] Sq.ft: 1001

Description: Planning Drawing [Timber]


Site Specific Code/Drawing No:

Plot Numbers: As shown

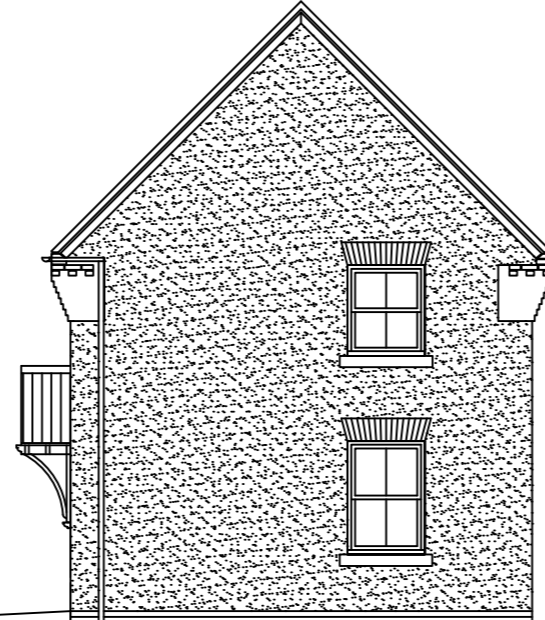
Scale: 1:100 Date: Sept. 2021 Drawn: BG Checked:



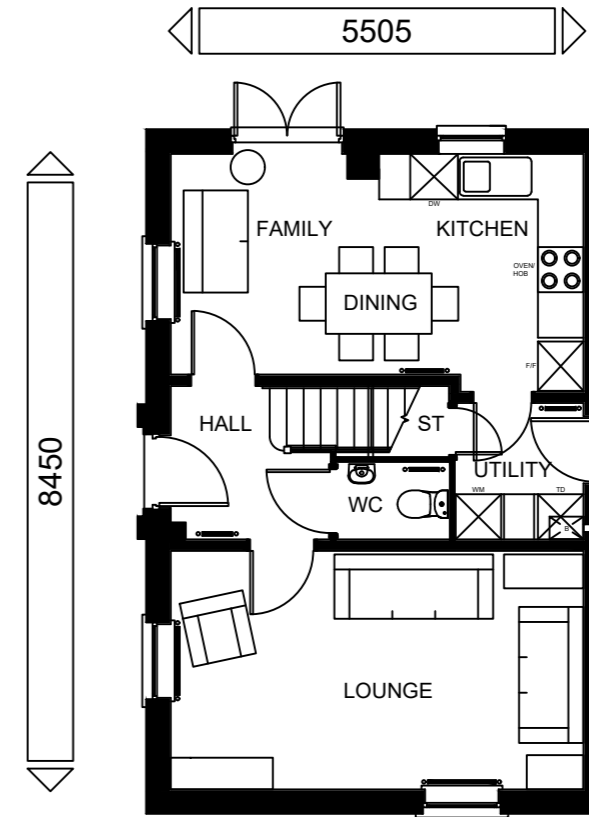
Urban Design, Barratt House, Forest Business Park, Bardon Hill, Leicestershire, LE67 1UB



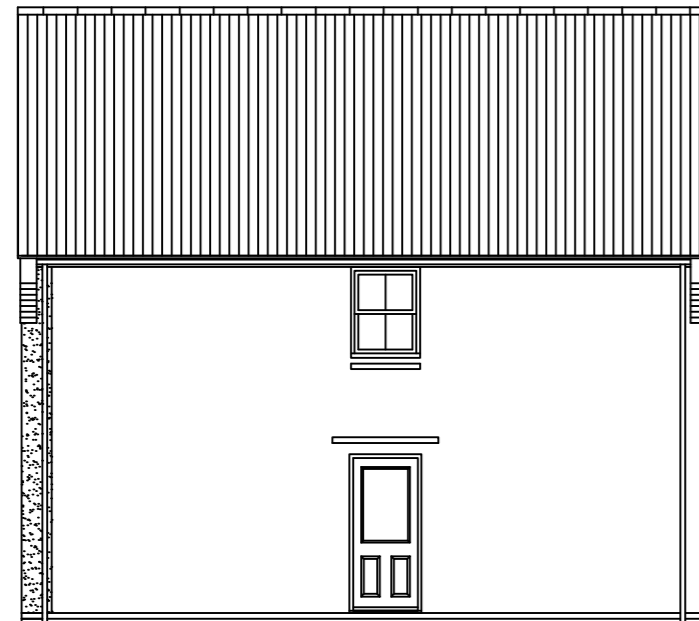
FRONT ELEVATION 1



FRONT ELEVATION 2



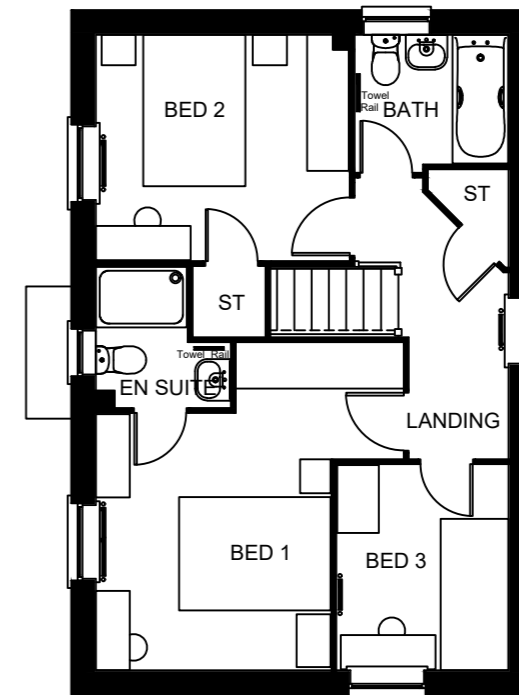
GROUND FLOOR PLAN



SIDE ELEVATION



REAR ELEVATION



FIRST FLOOR PLAN

Plots (AS): 200.
Plots (OPP): N/A.

FOR PLOT SPECIFIC MATERIALS PLEASE REFER TO EXTERNAL MATERIALS DRAWING ME-24-31.

Hither Green

Date:

Description:

Rev:

House Type: P341--D7 [HADLEY] Sq.ft: 1001

Description: Planning Drawing [Render]


Site Specific Code/Drawing No:

Plot Numbers: As shown

Scale: 1:100 Date: Sept. 2021 Drawn: BG Checked:



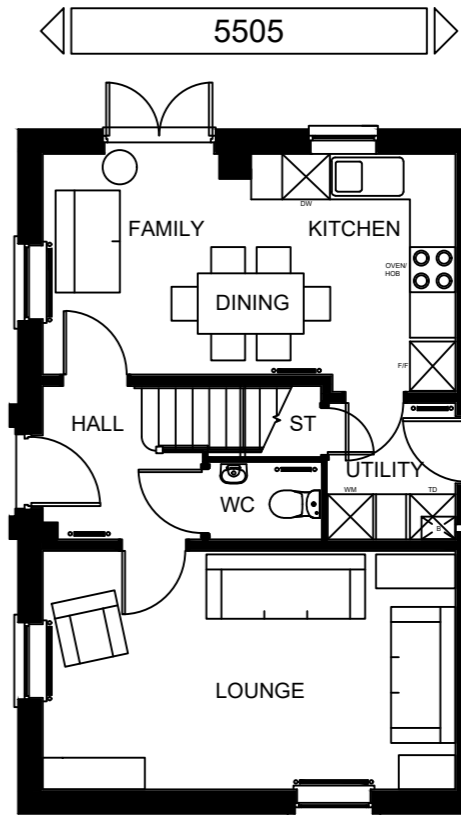
Urban Design, Barratt House, Forest Business Park, Bardon Hill, Leicestershire, LE67 1UB



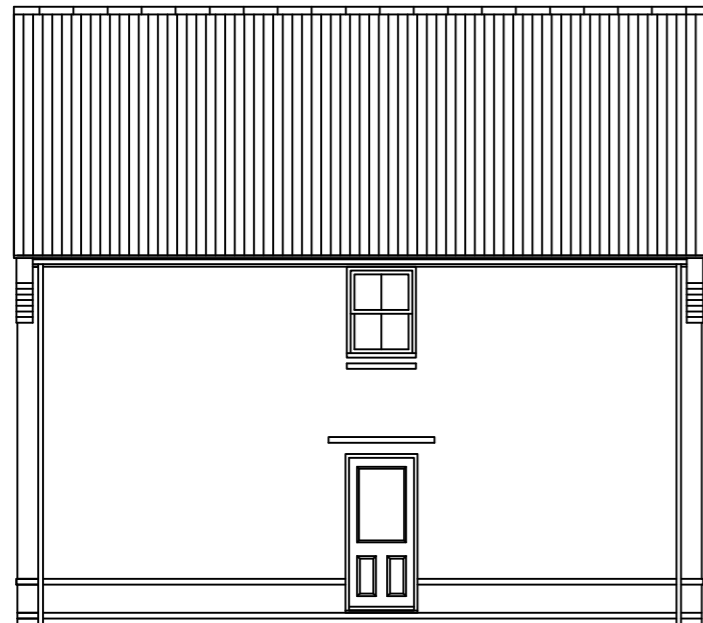
FRONT ELEVATION 1



FRONT ELEVATION 2



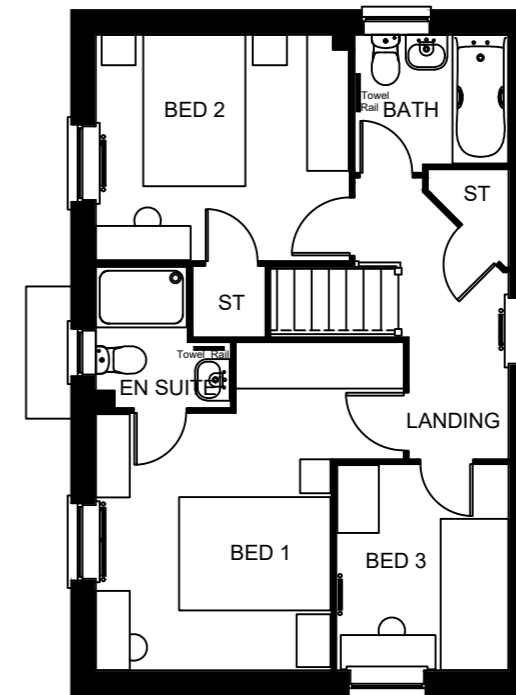
GROUND FLOOR PLAN



SIDE ELEVATION



REAR ELEVATION



FIRST FLOOR PLAN

Plots (AS): 87, 102, 160, 203.
Plots (OPP): 74, 149.

FOR PLOT SPECIFIC MATERIALS PLEASE REFER TO EXTERNAL MATERIALS DRAWING ME-24-31.

Hither Green

Date:

Description:

Rev:

Sq.ft: 1001

House Type: P341--D7 [HADLEY]

Description: Planning Drawing

Site Specific Code/Drawing No:

Plot Numbers: As shown

Scale: 1:100

Date: Sept. 2021

Checked:

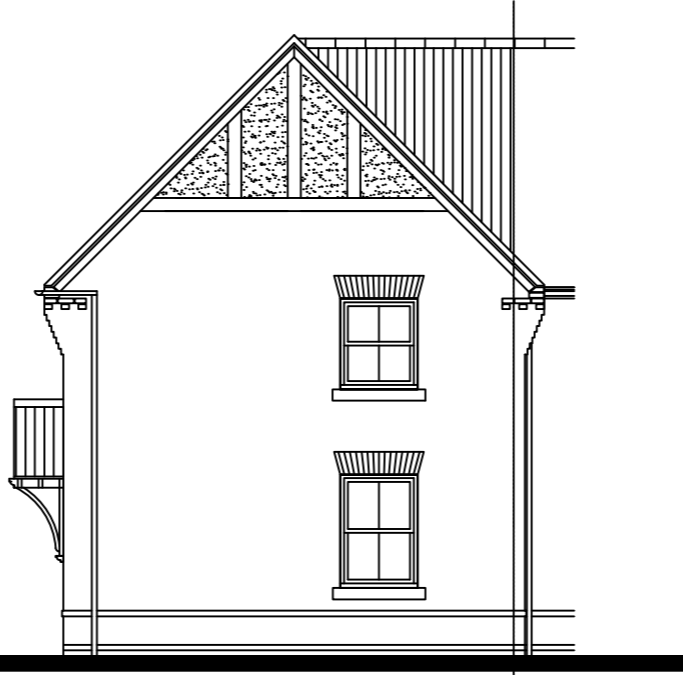
Drawn: BG



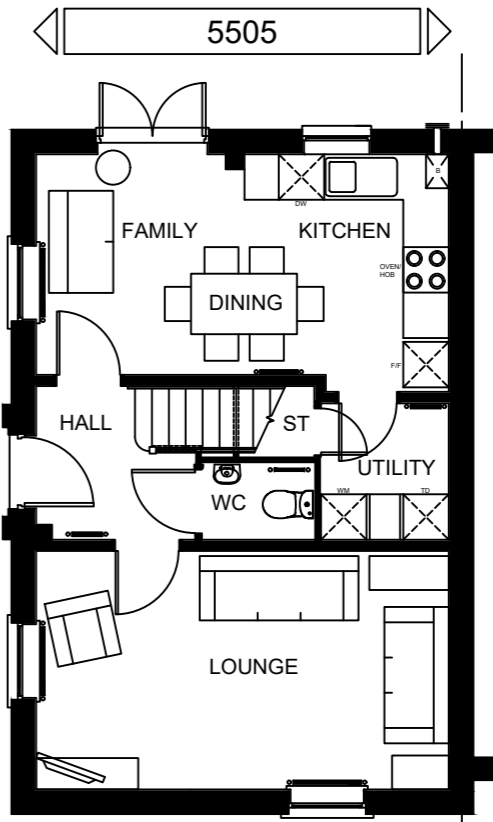
Urban Design, Barratt House, Forest Business Park, Bardon Hill, Leicestershire, LE67 1UB



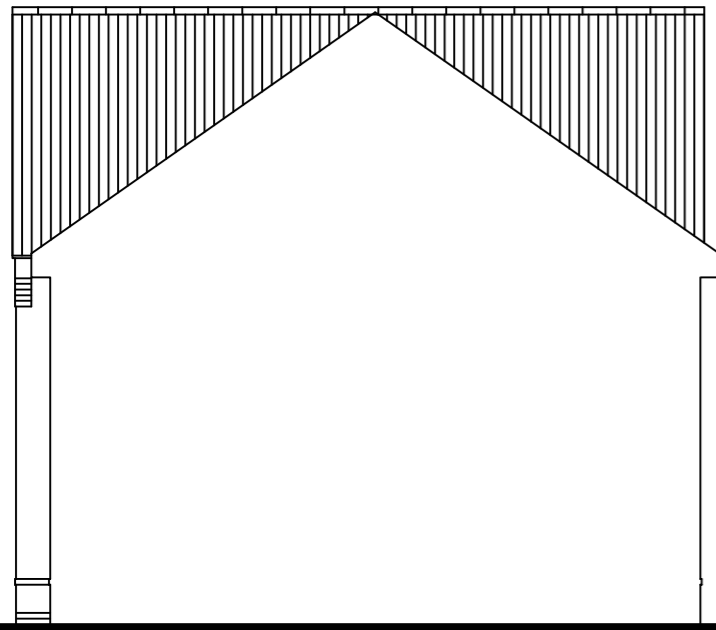
FRONT ELEVATION 1



FRONT ELEVATION 2



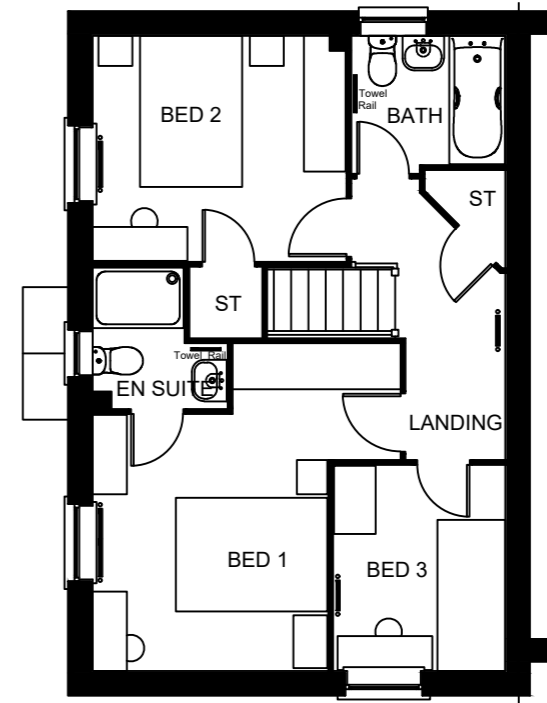
GROUND FLOOR PLAN



SIDE ELEVATION



REAR ELEVATION



FIRST FLOOR PLAN

Plots (AS): 29.
Plots (OPP): N/A.

Hither Green

Date:

Description:

Rev:

House Type: P341-E-7 [HADLEY] Sq.ft: 1001

Description: Planning Drawing [Timber]

Site Specific Code/Drawing No:


Plot Numbers: As shown

Scale: 1:100 Date: Sept. 2021 Drawn: BG Checked:

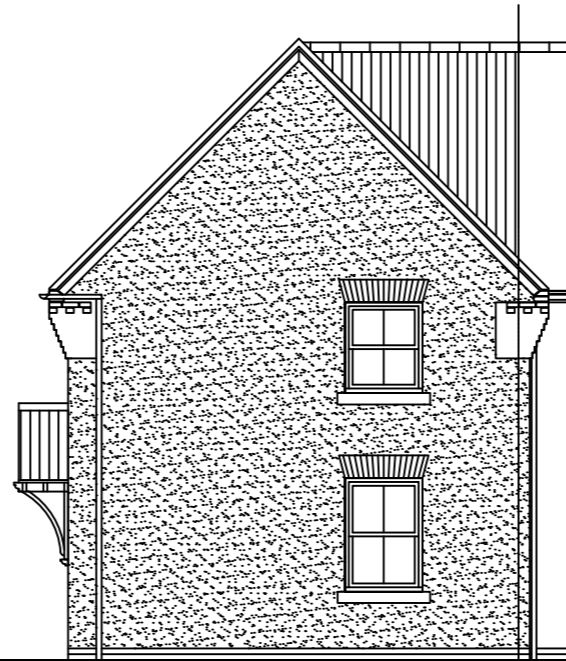


Urban Design, Barratt House, Forest Business Park, Bardon Hill, Leicestershire, LE67 1UB

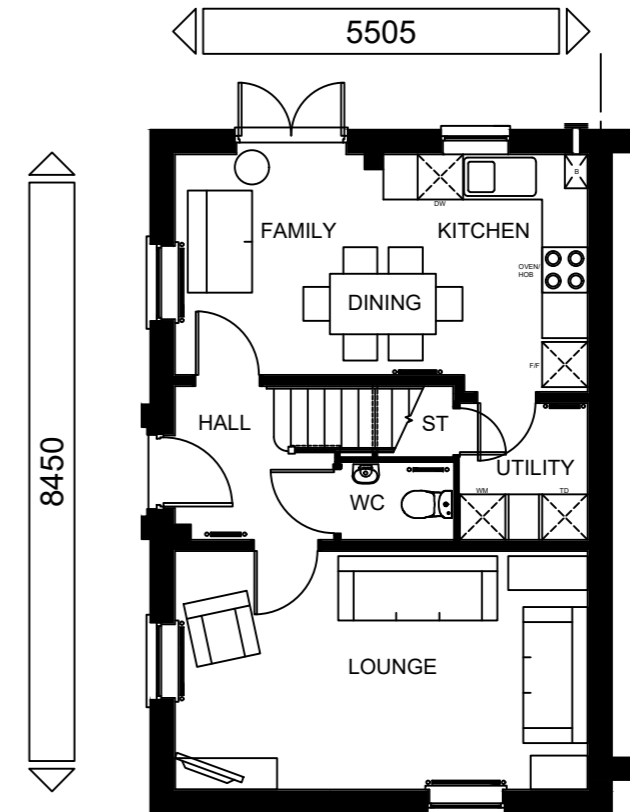
FOR PLOT SPECIFIC MATERIALS PLEASE REFER TO EXTERNAL MATERIALS DRAWING ME-24-31.



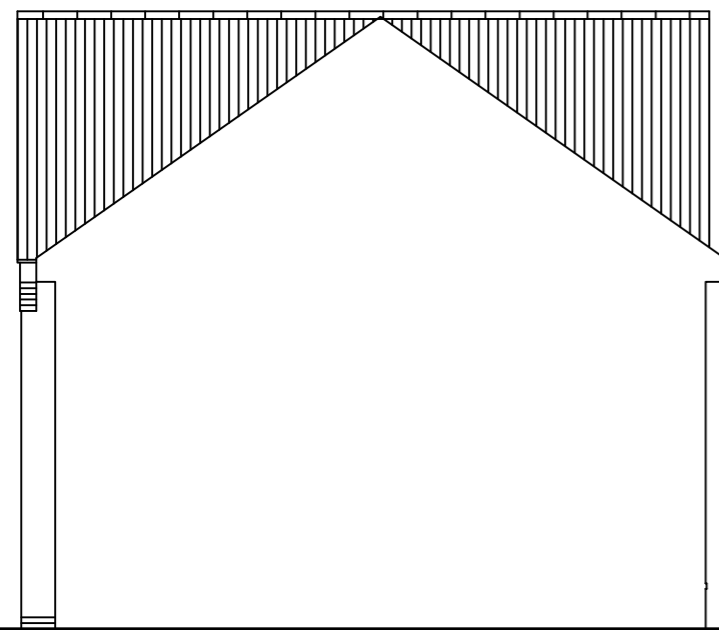
FRONT ELEVATION 1



FRONT ELEVATION 2



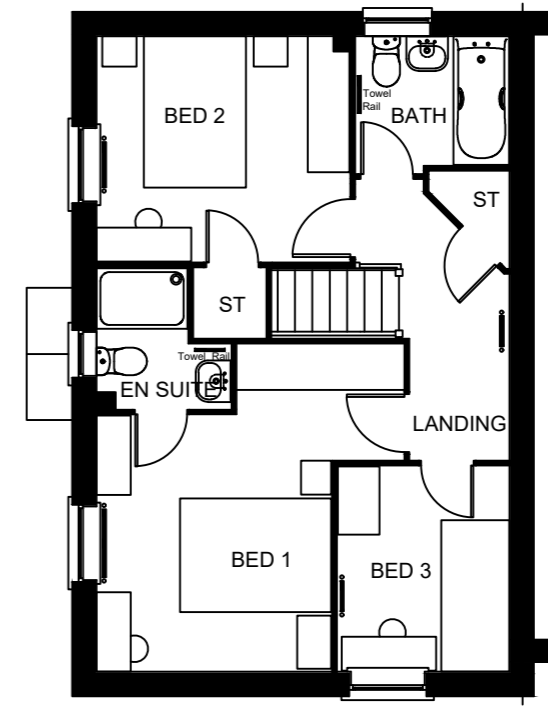
GROUND FLOOR PLAN



SIDE ELEVATION



REAR ELEVATION



FIRST FLOOR PLAN

Plots (AS): 134.
Plots (OPP): N/A.

FOR PLOT SPECIFIC MATERIALS PLEASE REFER TO EXTERNAL MATERIALS DRAWING ME-24-31.

Hither Green

Date:

Description:

Rev:

House Type: P341-E-7 [HADLEY] Sq.ft: 1001

Description: Planning Drawing [Render]

Site Specific Code/Drawing No:

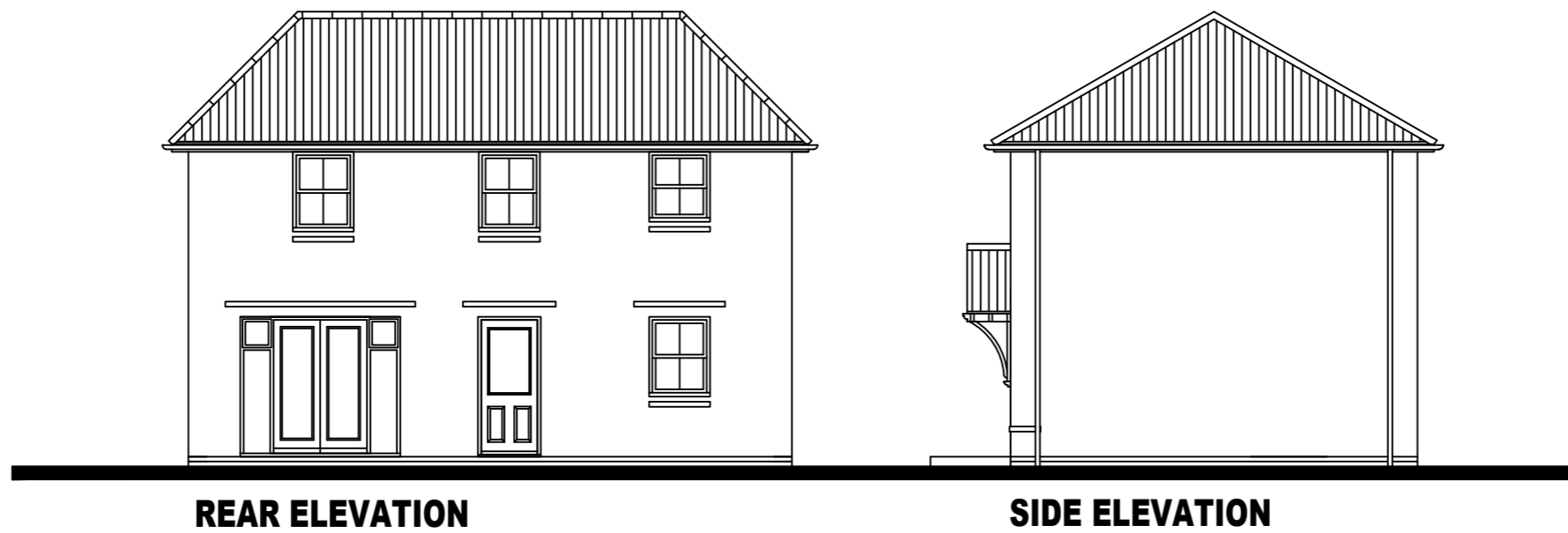
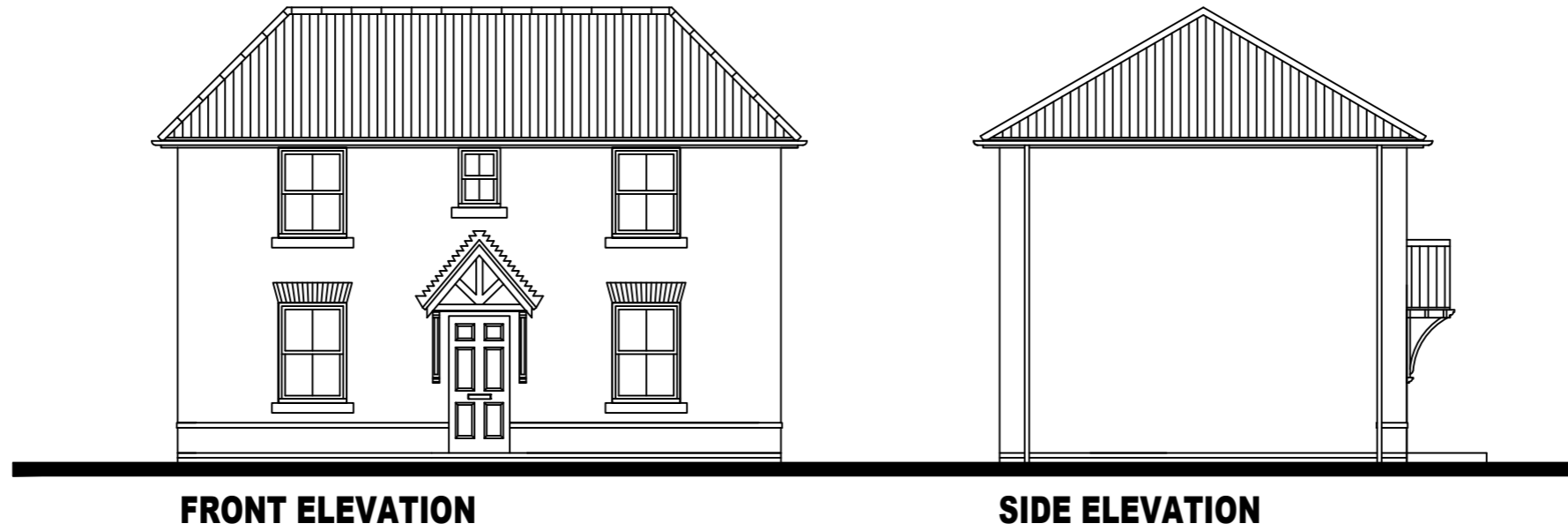
Plot Numbers: As shown

Scale: 1:100 Date: Sept. 2021 Drawn: BG Checked:



Urban Design, Barratt House, Forest Business Park, Bardon Hill, Leicestershire, LE67 1UB

THE PLANS FOR THIS
HOUSETYPE CAN BE
FOUND ON PAGE 41



Plots (AS): 108.
Plots (OPP): 107.

FOR PLOT SPECIFIC MATERIALS PLEASE REFER TO EXTERNAL MATERIALS DRAWING ME-24-31.

Hither Green



Date:

Description:

Rev:

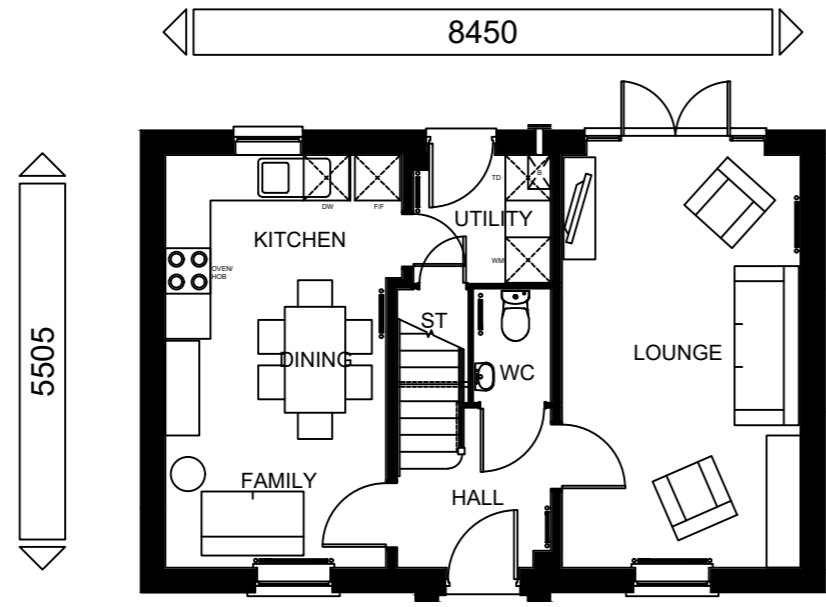
House Type: P341WDH7 [HADLEY] Sq.ft: 1001

Description: Planning Drawing 1/2

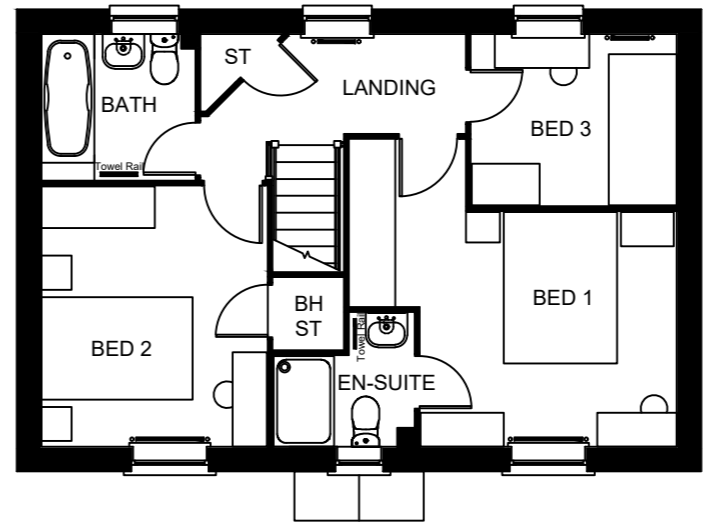
Site Specific Code/Drawing No:

Plot Numbers: As shown

Scale: 1:100 Date: Aug. 2021 Drawn: BG Checked:



GROUND FLOOR PLAN
P341WDH7



FIRST FLOOR PLAN
P341WDH7

FOR PLOT SPECIFIC MATERIALS PLEASE REFER TO EXTERNAL MATERIALS DRAWING ME-24-31.

Plots (AS): 108.
Plots (OPP): 107.

Hither Green

House Type: P341WDH7 [HADLEY] Sq.ft: 1001
 Description: Planning Drawing 2/2
 Site Specific Code/Drawing No:
 Plot Numbers: As shown
 Scale: 1:100 Date: Aug. 2021 Drawn: BG Checked:

Date:


Description:

Rev:

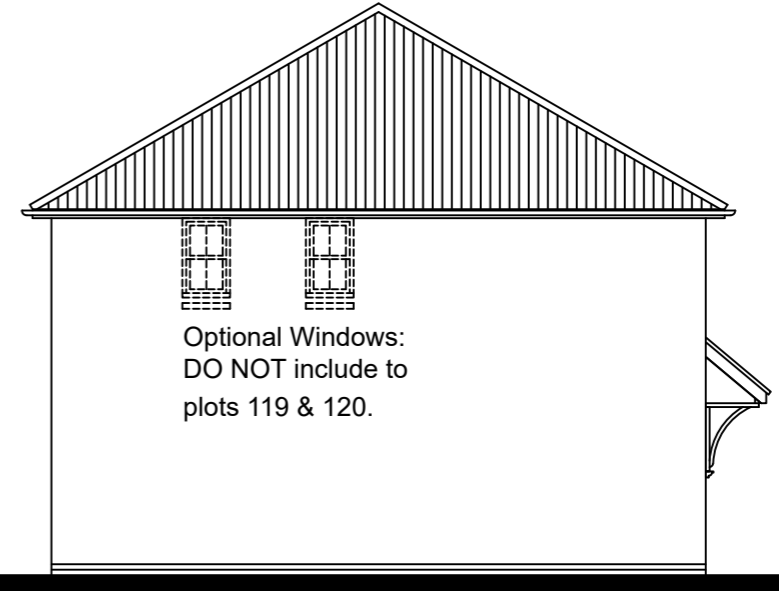




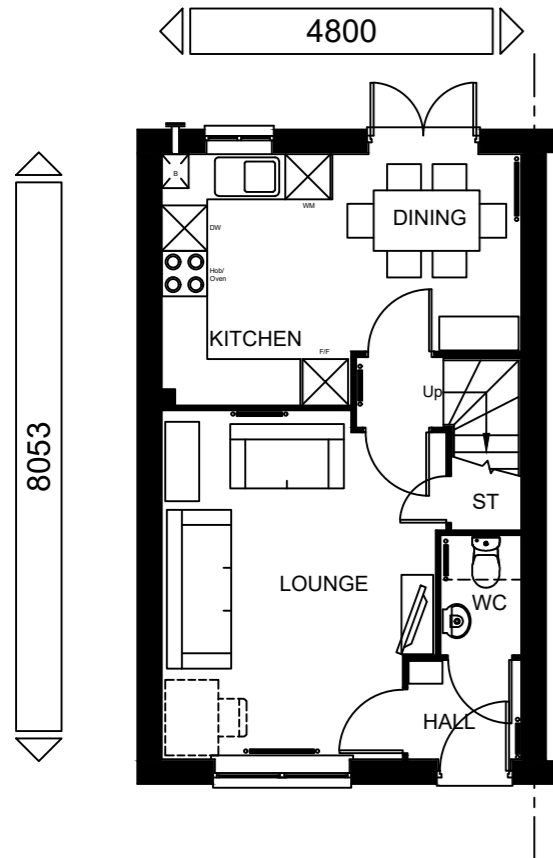
FRONT ELEVATION



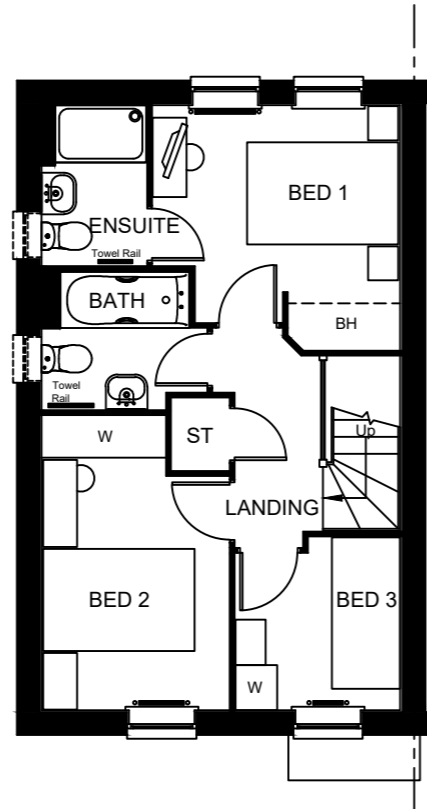
REAR ELEVATION



SIDE ELEVATION



GROUND FLOOR PLAN



FIRST FLOOR PLAN

FOR PLOT SPECIFIC MATERIALS PLEASE REFER TO EXTERNAL MATERIALS DRAWING ME-24-31.

Plots (AS): 35, 43, 52, 56, 119, 122, 172, 208.
Plots (OPP): 28, 34, 41, 51, 55, 118, 120, 179, 207.

Hither Green



Date:

Description:

Rev:

Sq.ft: 832

House Type: P382-EH7 [ARCHFORD]

Description: Planning Drawing

Site Specific Code/Drawing No:

Plot Numbers: As shown

Scale: 1:100


Date: Aug. 2021

Drawn: BG

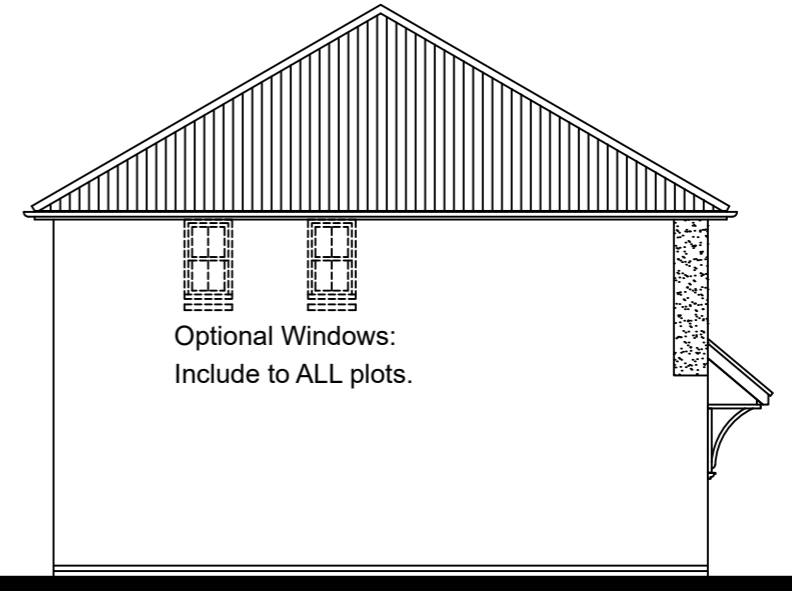
Checked:



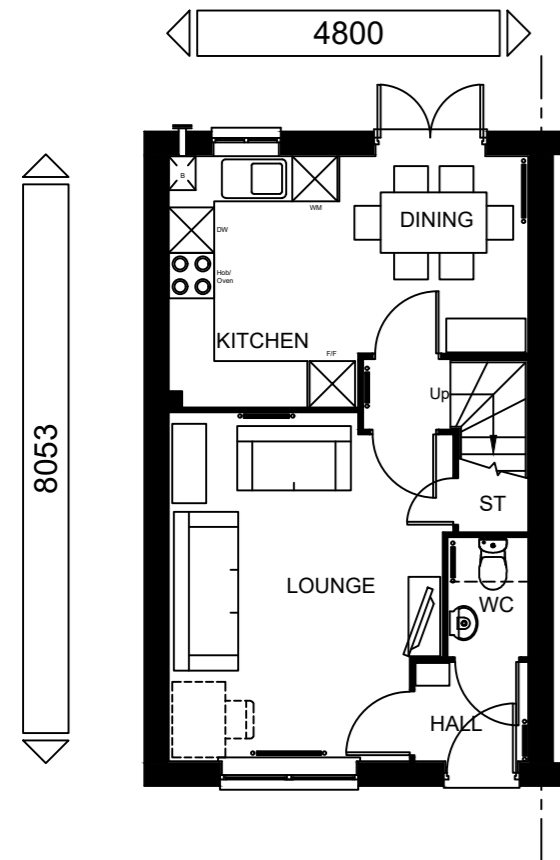
FRONT ELEVATION



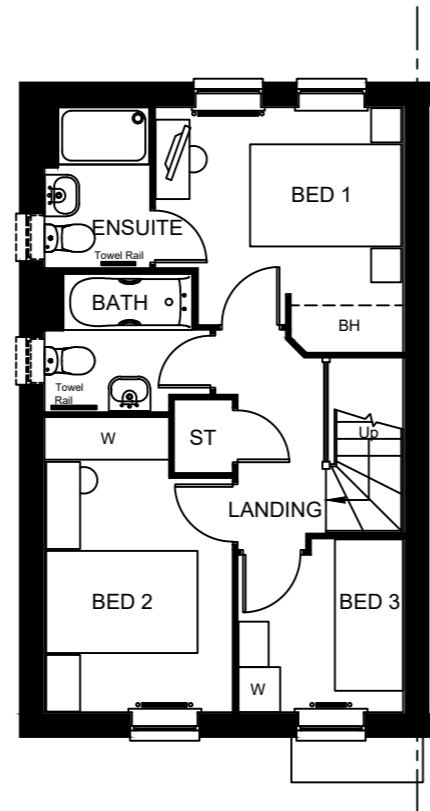
REAR ELEVATION



SIDE ELEVATION



GROUND FLOOR PLAN



FIRST FLOOR PLAN

Hither Green

Date:
Description:
Rev:



Urban Design, Barratt House, Forest Business Park, Bardon Hill, Leicestershire, LE67 1UB


House Type: P382-EH7 [ARCHFORD] Sq.ft: 832
 Description: Planning Drawing [Half Render]
 Site Specific Code/Drawing No:
 Plot Numbers: As shown
 Scale: 1:100 Date: Aug. 2021 Drawn: BG Checked:

Plots (AS): 54.
 Plots (OPP): 53.

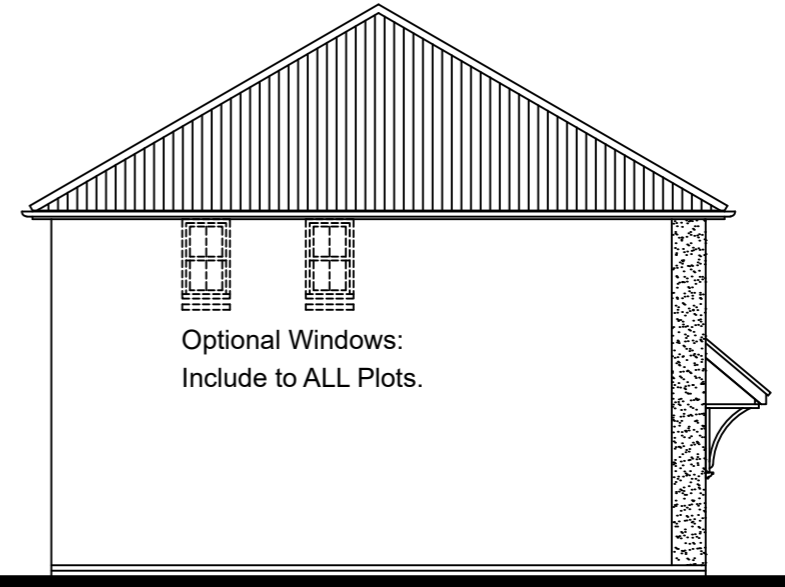
FOR PLOT SPECIFIC MATERIALS PLEASE REFER TO EXTERNAL MATERIALS DRAWING ME-24-31.



FRONT ELEVATION

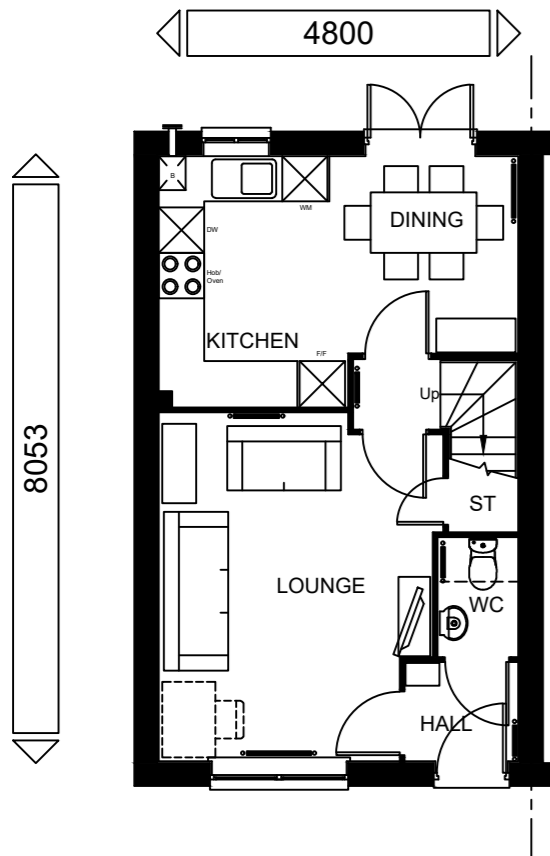


REAR ELEVATION

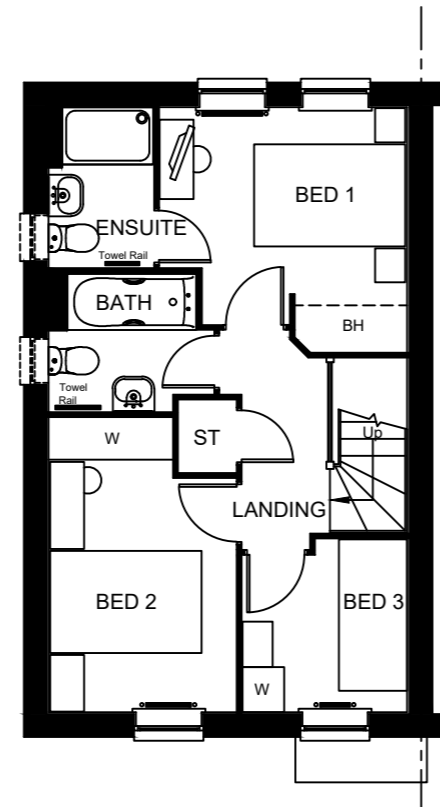


SIDE ELEVATION

Optional Windows:
Include to ALL Plots.



GROUND FLOOR PLAN



FIRST FLOOR PLAN

FOR PLOT SPECIFIC MATERIALS PLEASE REFER TO EXTERNAL MATERIALS DRAWING ME-24-31.

Plots (AS): N/A.
Plots (OPP): 133.

Hither Green



Date:

Description:

Rev:

House Type: P382-EH7 [ARCHFORD] Sq.ft: 832

Description: Planning Drawing [Render]


Site Specific Code/Drawing No:

Plot Numbers: As shown

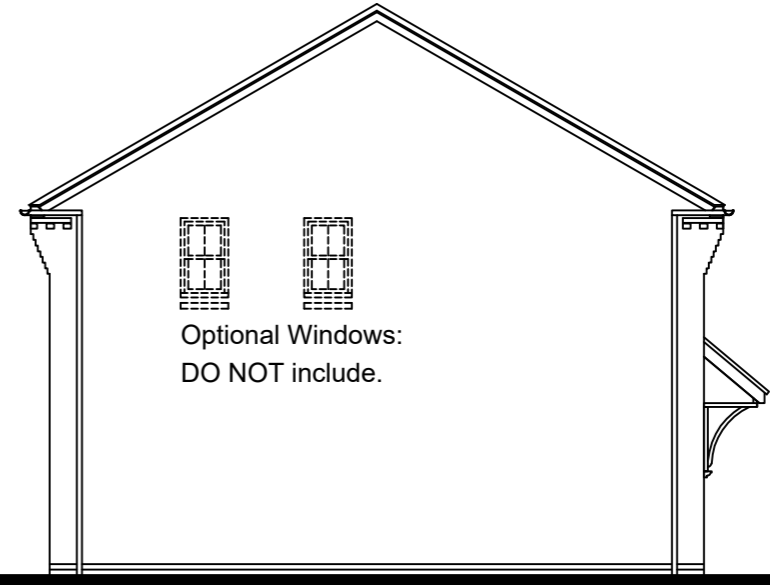
Scale: 1:100 Date: Aug. 2021 Drawn: BG Checked:



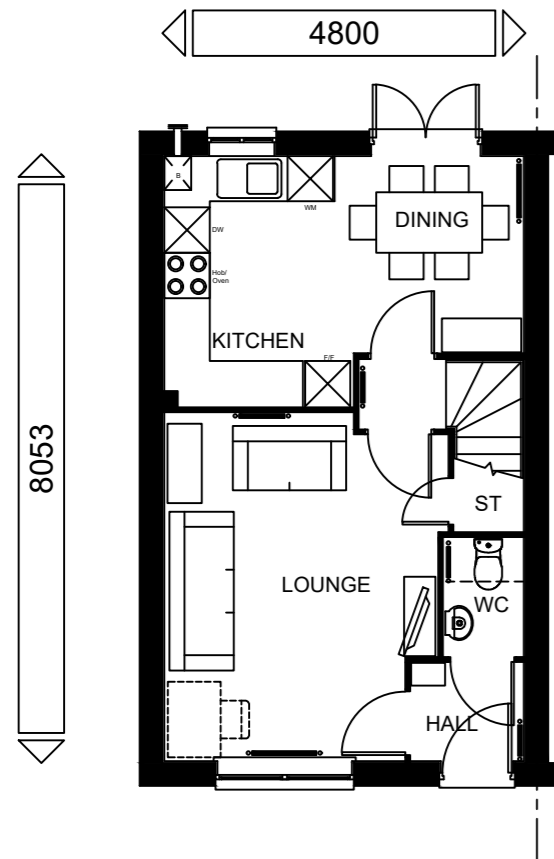
FRONT ELEVATION



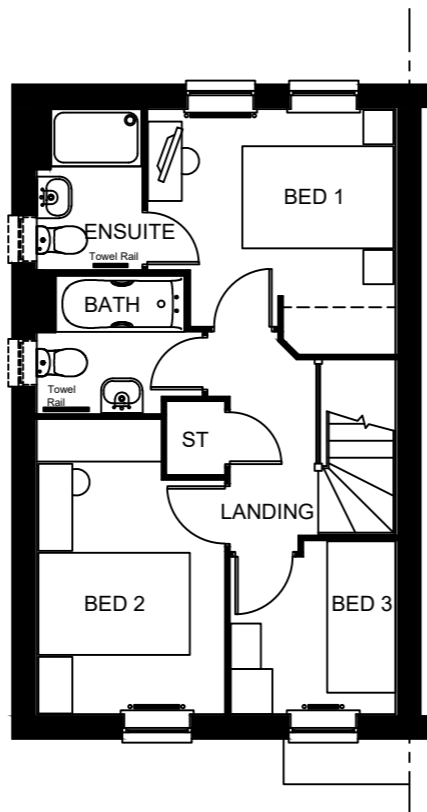
REAR ELEVATION



SIDE ELEVATION



GROUND FLOOR PLAN



FIRST FLOOR PLAN

FOR PLOT SPECIFIC MATERIALS PLEASE REFER TO EXTERNAL MATERIALS DRAWING ME-24-31.

Plots (AS): 177.
Plots (OPP): 174.

Hither Green

Date:

Description:

Rev:

House Type: P382-EG7 [ARCHFORD] sq.ft: 832

Description: Planning Drawing

Site Specific Code/Drawing No:


Plot Numbers: As shown

Scale: 1:100 Date: Aug. 2021 Drawn: BG Checked:

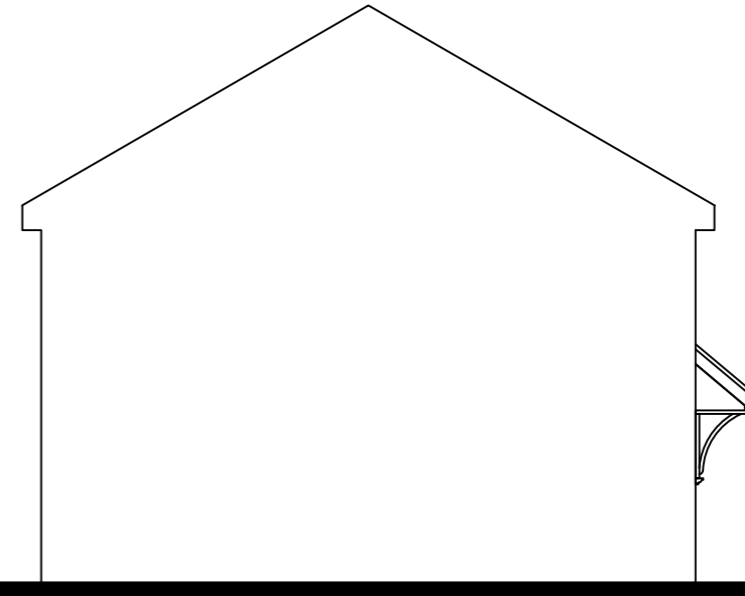




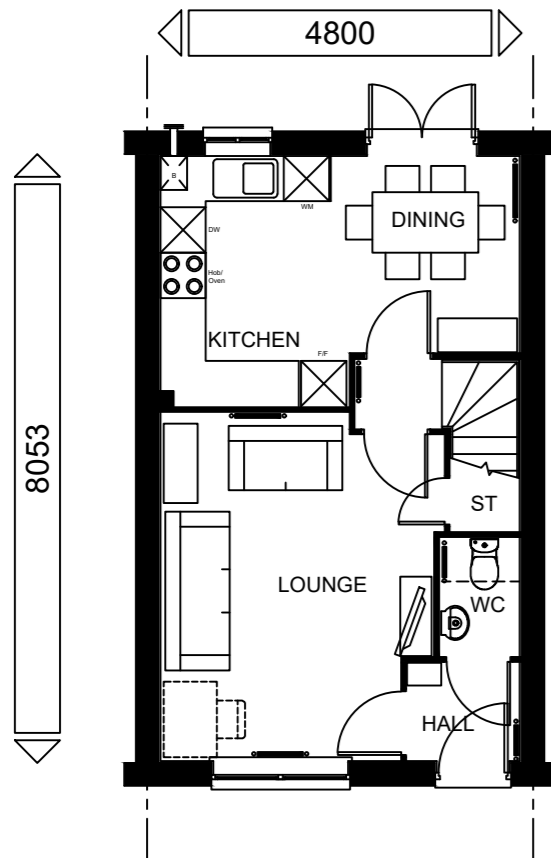
FRONT ELEVATION



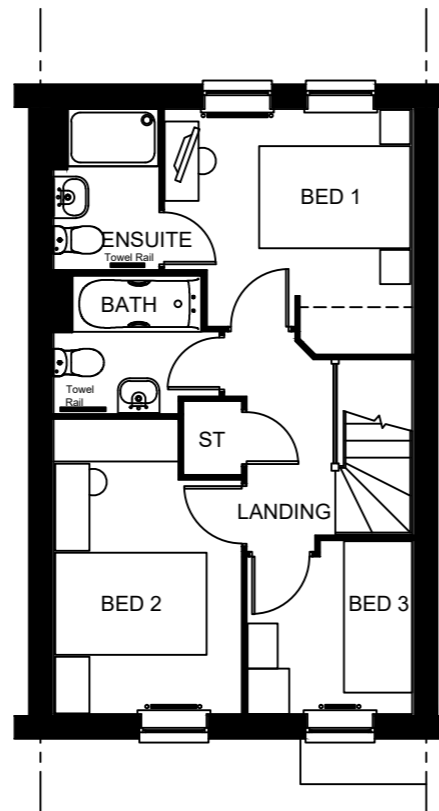
REAR ELEVATION



SIDE ELEVATION



GROUND FLOOR PLAN



FIRST FLOOR PLAN

FOR PLOT SPECIFIC MATERIALS PLEASE REFER TO EXTERNAL MATERIALS DRAWING ME-24-31.

Plots (AS): 121, 173, 178.
Plots (OPP): 42.

Hither Green

Date:

Description:

Rev:

House Type: P382-1-7 [ARCHFORD] Sq.ft: 832

Description: Planning Drawing

Site Specific Code/Drawing No:

Plot Numbers: As shown

Scale: 1:100 Date: Aug. 2021 Drawn: BG Checked:



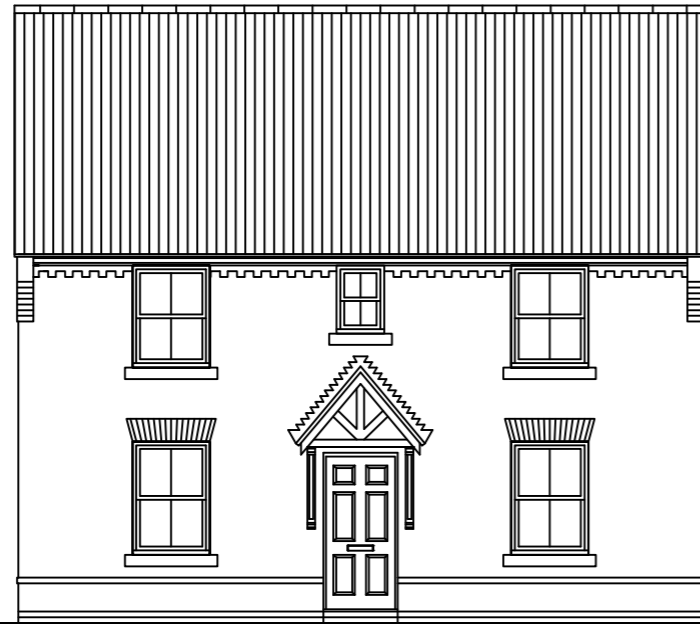
Urban Design, Barratt House, Forest Business Park, Bardon Hill, Leicestershire, LE67 1UB



2

Shared Ownership Housetypes

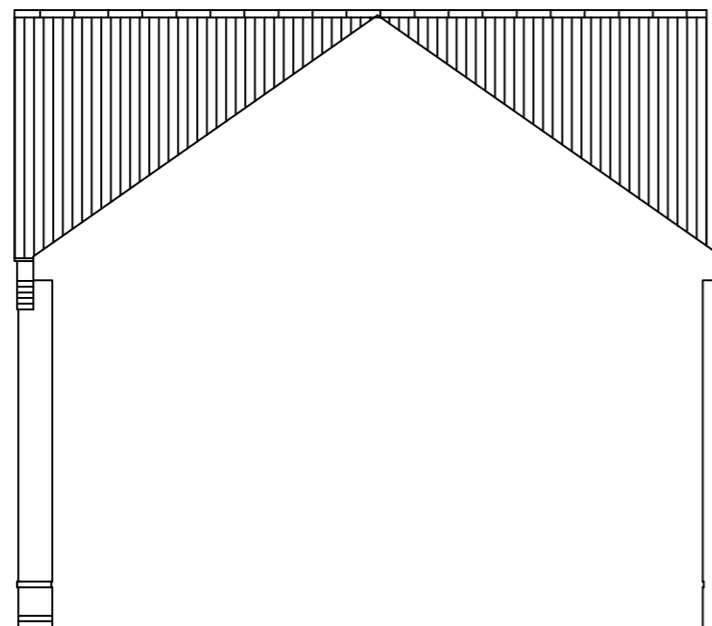
THE PLANS FOR THIS
HOUSETYPE CAN BE
FOUND ON PAGE 49



FRONT ELEVATION 1



FRONT ELEVATION 2



SIDE ELEVATION



REAR ELEVATION

FOR PLOT SPECIFIC MATERIALS PLEASE REFER TO EXTERNAL MATERIALS DRAWING ME-24-31.

Plots (AS): 32, 66, 68.
Plots (OPP): 128, 189.

Hither Green

Rev: Description: Date:

House Type: P341-E-7 [HADLEY] Sq.ft: 1001

Description: Planning Drawing

Site Specific Code/Drawing No:

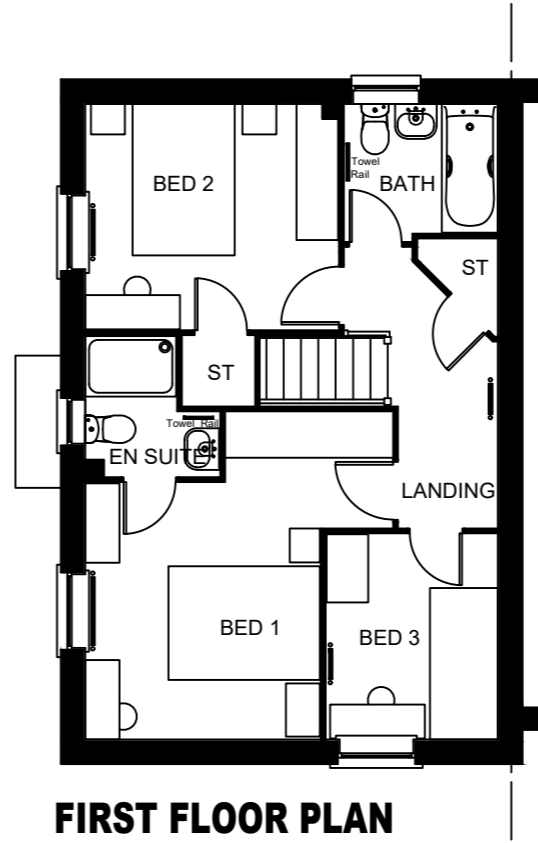
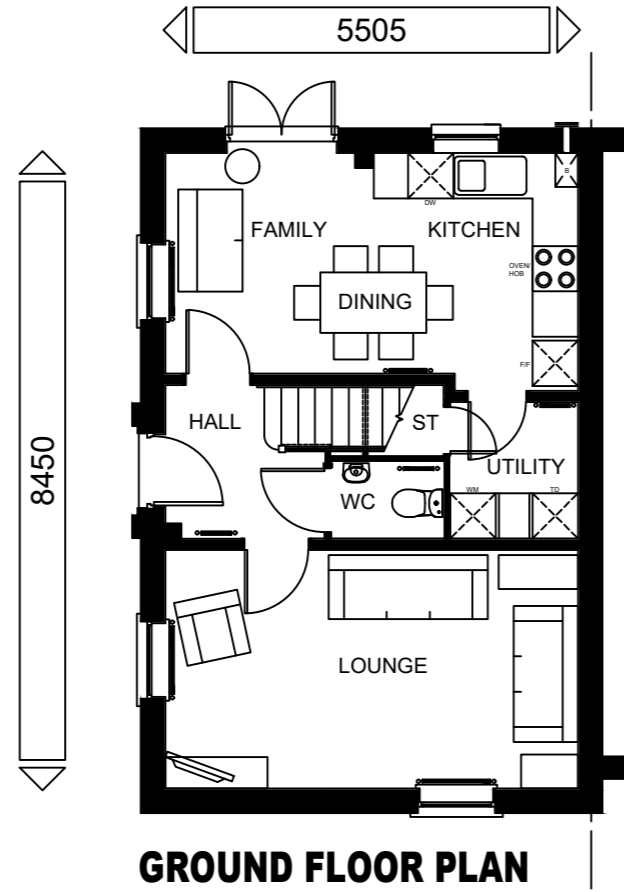
Plot Numbers: **AS shown**

Scale: 1:100 Date: Aug. 2021 Drawn: BG Checked:



Urban Design, Barratt House, Forest Business Park, Barton Hill, Leicester, LE67 1UB

FOR PLOT SPECIFIC MATERIALS PLEASE REFER TO EXTERNAL MATERIALS DRAWING ME-24-31.



Plots (AS): 32, 66, 68.
Plots (OPP): 128, 189.

TOTAL FLOOR AREA : 1001 Sqft

Sales Name: HADLEY

House Type Code: P341-E-7

Spec:A3

Drawing No: 14

Date: 07.09.16

Drawn: GDT

Checked: GDT

Scale: 1:100

Planning 2 of 2

C Refer to Data Sheet

July 20



DAVID WILSON HOMES
WHERE QUALITY LIVES

WARNING TO HOUSE-PURCHASERS
Buyers are warned that this is a working drawing and the contents of this drawing may be subject to change during the progress of the build process. The layout, form, content and dimensions specified are included for general guidance only. The finishes or features shown may alter in respect of individual properties. Whilst we make every effort to ensure our drawings are up to date there may be an unannounced delay in updating these drawings to reflect changes in the market. It is the responsibility of the purchaser to check the contents of this drawing do not constitute a contract, part of any contract or warranty unless specifically incorporated into the contract. They should not be relied upon for the purposes of entering into a contract to purchase any property.

Hither Green

Date:

Description:

Rev:

House Type: P382-EH7 [ARCHFORD] Sq.ft: 832

Description: Planning Drawing


Site Specific Code/Drawing No:

Plot Numbers: AS shown

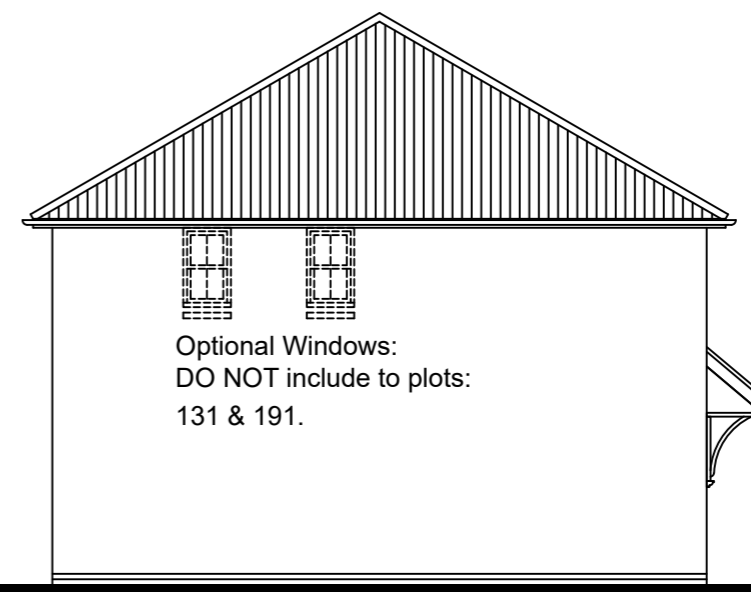
Scale: 1:100 Date: Aug. 2021 Drawn: BG Checked:



FRONT ELEVATION

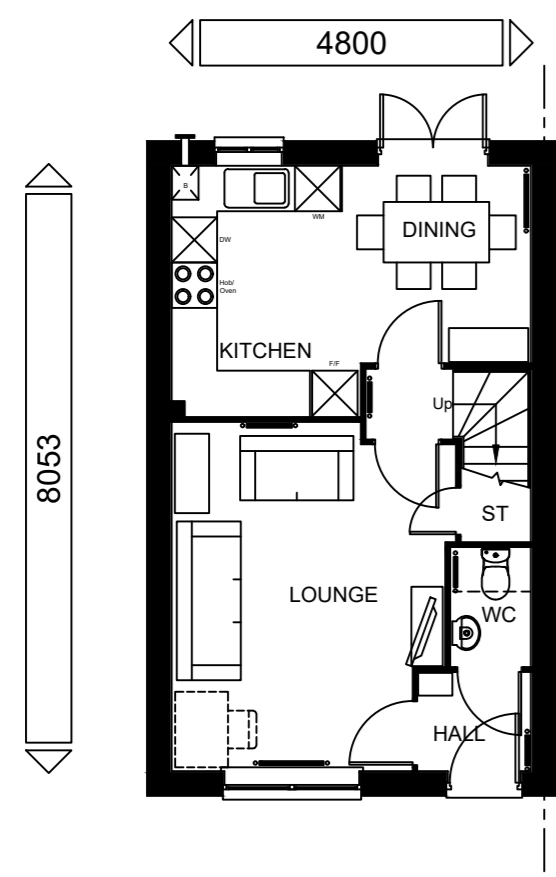


REAR ELEVATION

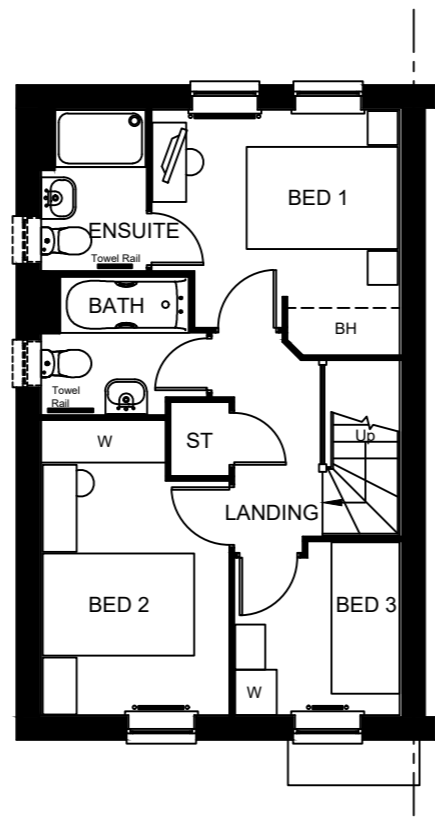


SIDE ELEVATION

Optional Windows:
DO NOT include to plots:
131 & 191.



GROUND FLOOR PLAN




FIRST FLOOR PLAN

FOR PLOT SPECIFIC MATERIALS PLEASE REFER TO EXTERNAL MATERIALS DRAWING ME-24-31.

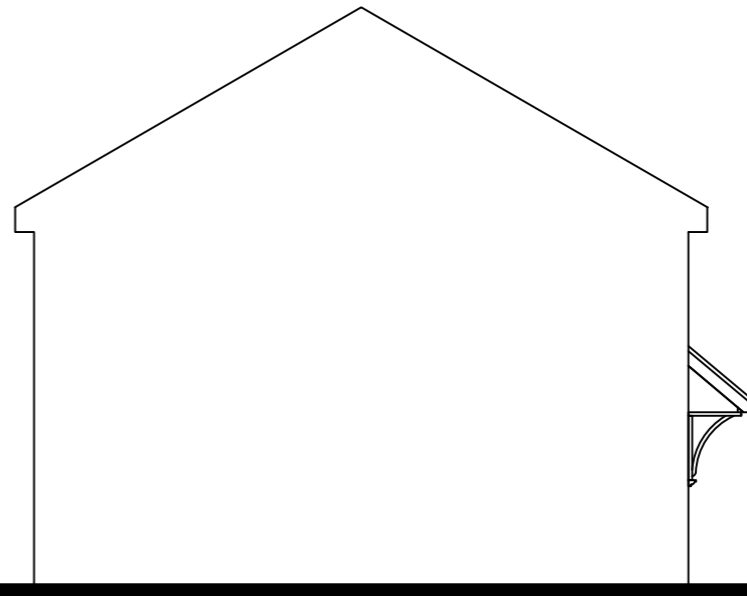
Plots (AS): 89, 101, 131, 191, 202.
Plots (OPP): 67, 88, 201.



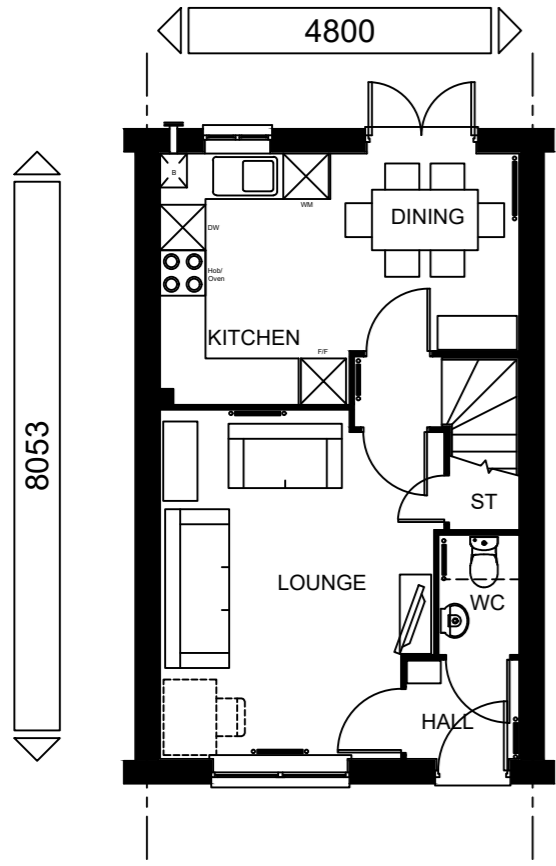
FRONT ELEVATION



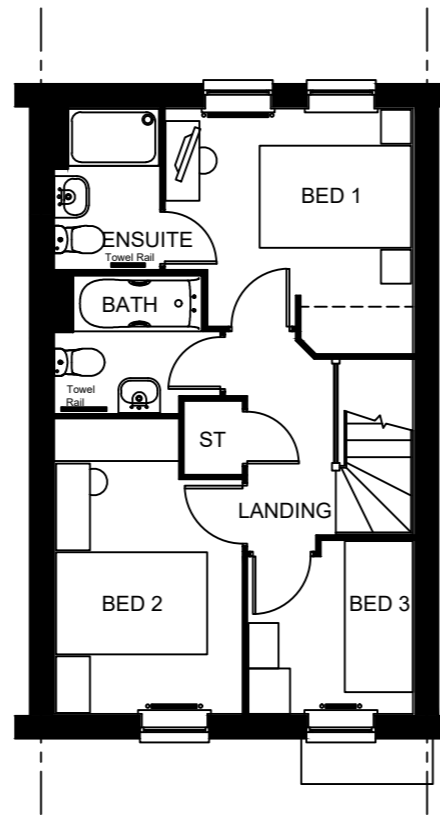
REAR ELEVATION



SIDE ELEVATION



GROUND FLOOR PLAN



FIRST FLOOR PLAN

FOR PLOT SPECIFIC MATERIALS PLEASE REFER TO EXTERNAL MATERIALS DRAWING ME-24-31.

Plots (AS): 100, 130.
Plots (OPP): 129, 190.

Hither Green

Date:

Description:

Rev:

House Type: P382-1-7 [ARCHFORD] Sq.ft: 832

Description: Planning Drawing

Site Specific Code/Drawing No:

Plot Numbers: AS shown

Scale: 1:100

Date: Aug. 2021

Drawn: BG

Checked:

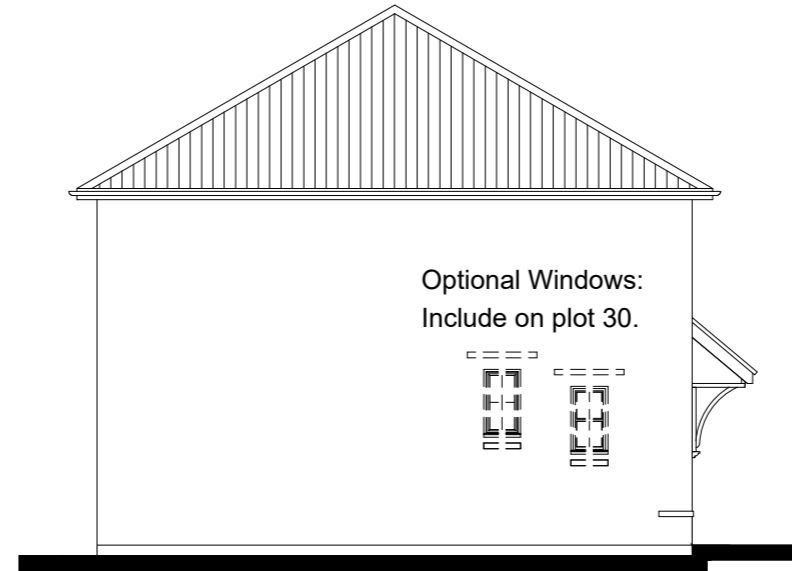




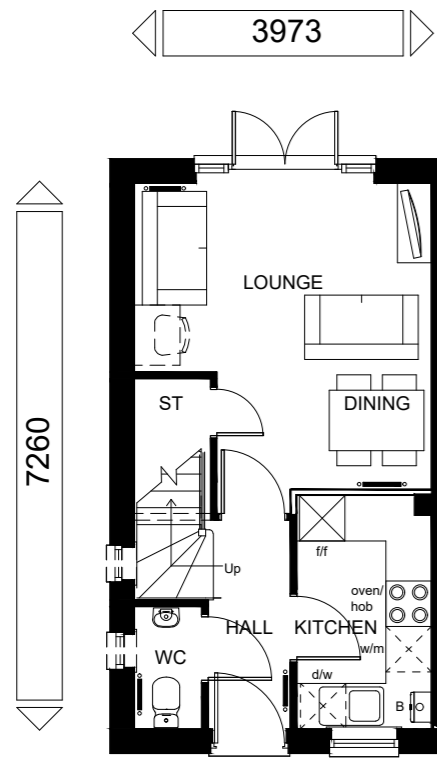
FRONT ELEVATION



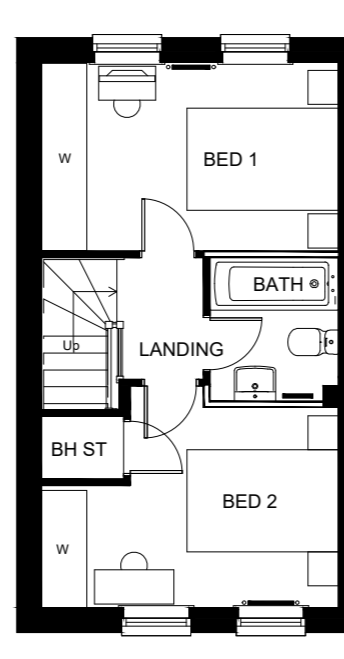
REAR ELEVATION



SIDE ELEVATION



GROUND FLOOR PLAN



FIRST FLOOR PLAN

FOR PLOT SPECIFIC MATERIALS PLEASE REFER TO EXTERNAL MATERIALS DRAWING ME-24-31.

Plots (AS): N/A.
Plots (OPP): 30, 64, 98.

Hither Green

Rev: Description: Date:

House Type: P204-EH7 [WILFORD] Sq.ft: 620
 Description: Planning Drawing
 Site Specific Code/Drawing No:
 Plot Numbers: As shown
 Scale: 1:100 Date: Aug. 2021 Drawn: BG Checked:

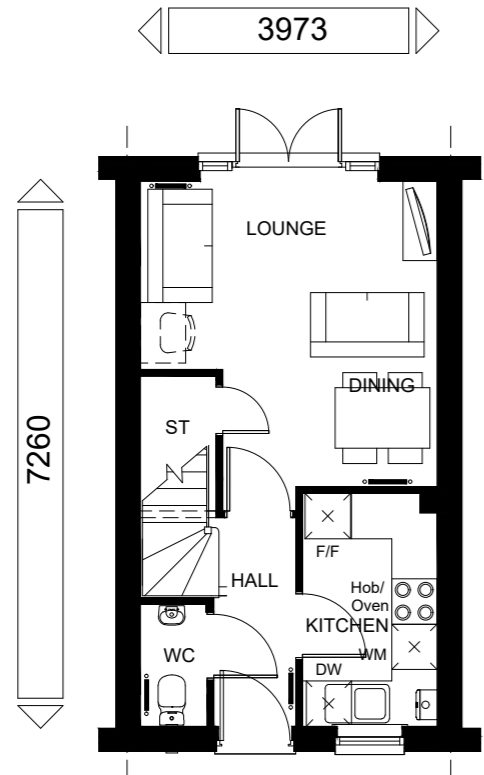




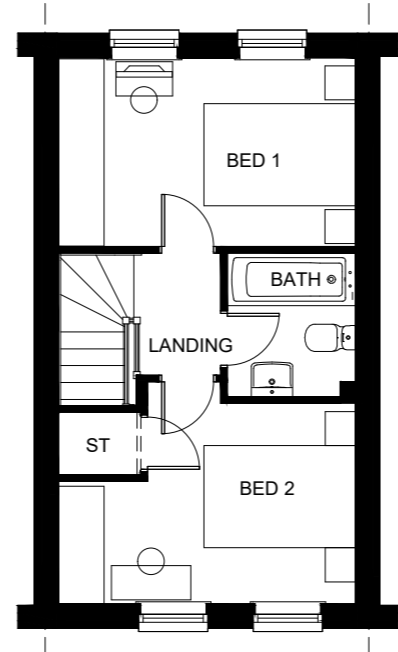
FRONT ELEVATION



REAR ELEVATION



GROUND FLOOR PLAN



FIRST FLOOR PLAN

FOR PLOT SPECIFIC MATERIALS PLEASE REFER TO EXTERNAL MATERIALS DRAWING ME-24-31.

Plots (AS): 31, 65, 99.
Plots (OPP): N/A.

Hither Green

House Type: P204-1-7 [WILFORD] Sq.ft: 620

Description: Planning Drawing

Site Specific Code/Drawing No:

Plot Numbers: As shown

Scale: 1:100 Date: Aug. 2021 Drawn: BG Checked:

Rev: Description: Date:

Urban Design, Barratt House, Forest Business Park, Bardonia Hill, Leicester, LE67 1UB



3

Affordable Rent Housetypes



SH80

SH75

FRONT ELEVATION 1



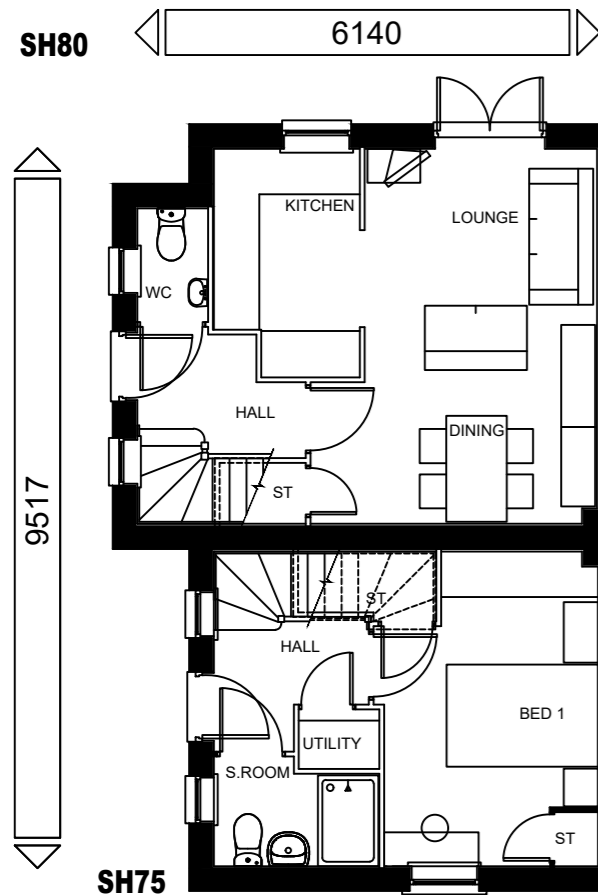
SH75

FRONT ELEVATION 2



SH80

REAR ELEVATION

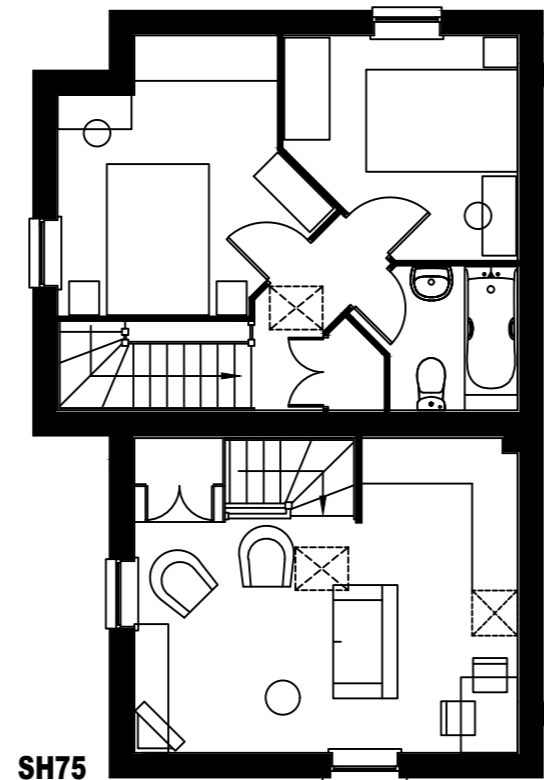


SH80

SH80

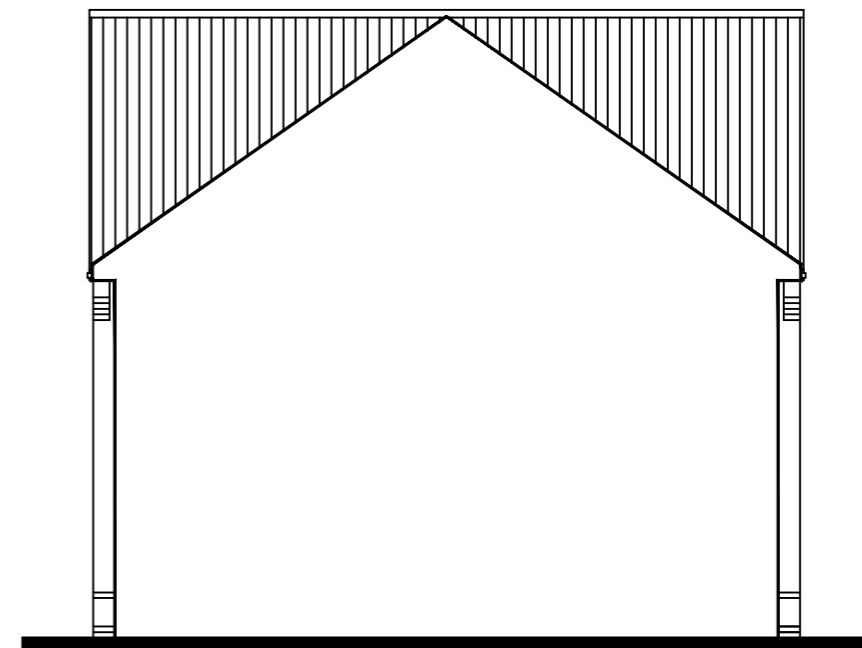
Plots (AS): N/A
Plots (OPP): 135 - 136.

GROUND FLOOR PLAN



SH75

FIRST FLOOR PLAN



SECTION/SIDE ELEVATION

Hither Green

Date:

Description:

Rev:

House Type: NGF - SH75 & SH80 Sq.ft: 465 & 645

Description: Planning Drawing

Site Specific Code/Drawing No:

Plot Numbers: As shown

Scale: 1:100

Date: Aug. 2021

Drawn: BG

Checked:

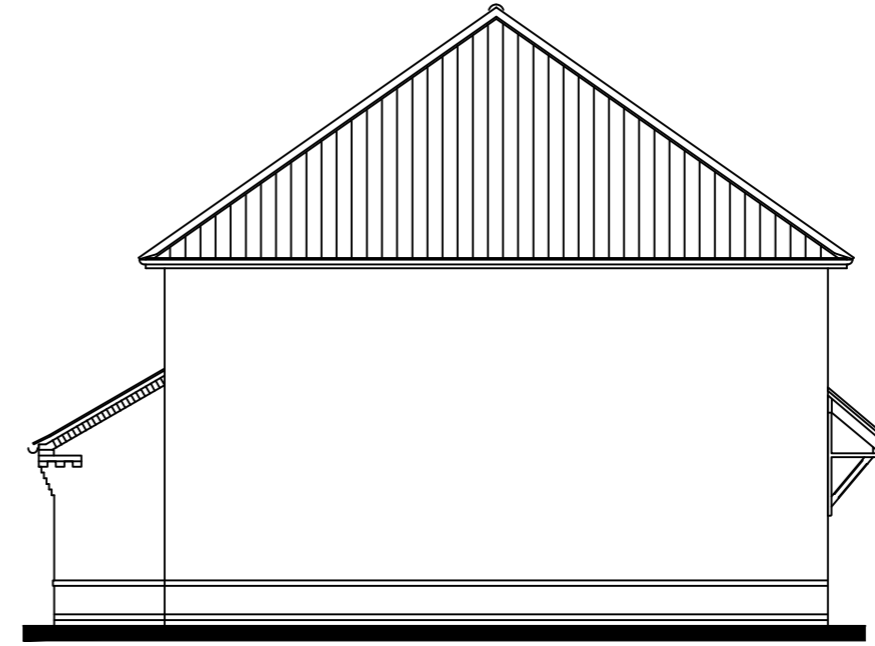


DAVID WILSON HOMES
WHERE QUALITY LIVES
Urban Design, Barratt House, Forest Business Park, Bardon Hill, Leicester, LE67 1UB

FOR PLOT SPECIFIC MATERIALS PLEASE REFER TO EXTERNAL MATERIALS DRAWING ME-24-31.



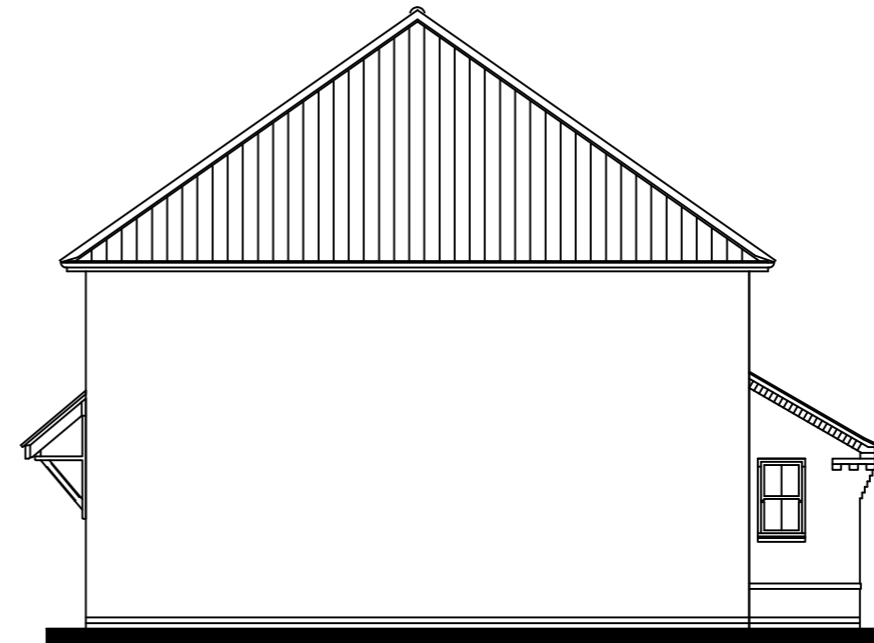
FRONT ELEVATION



SIDE ELEVATION



FRONT ELEVATION



SIDE ELEVATION

FOR PLOT SPECIFIC MATERIALS PLEASE REFER TO EXTERNAL MATERIALS DRAWING ME-24-31.

Plots (AS): 180 - 183.
Plots (OPP): N/A

Hither Green

Date:

Description:

Rev:

Sq.ft: 448 & 465

House Type: NGF - SF60 & SF61

Description: Planning Drawing


Site Specific Code/Drawing No:

Plot Numbers: AS shown

Scale: 1:100 Date: Aug. 2021 Drawn: BG Checked:



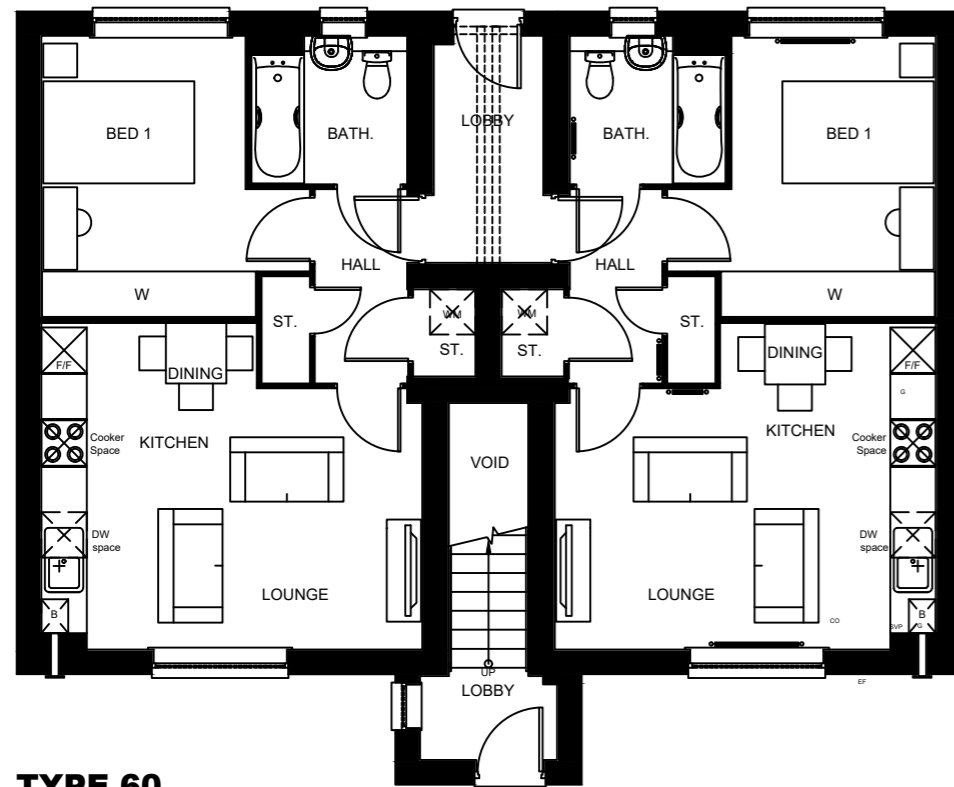
Urban Design: Barratt House, Forest Business Park, Bardon Hill, Leicester. LE67 1UB



11871

4983

4983



8160

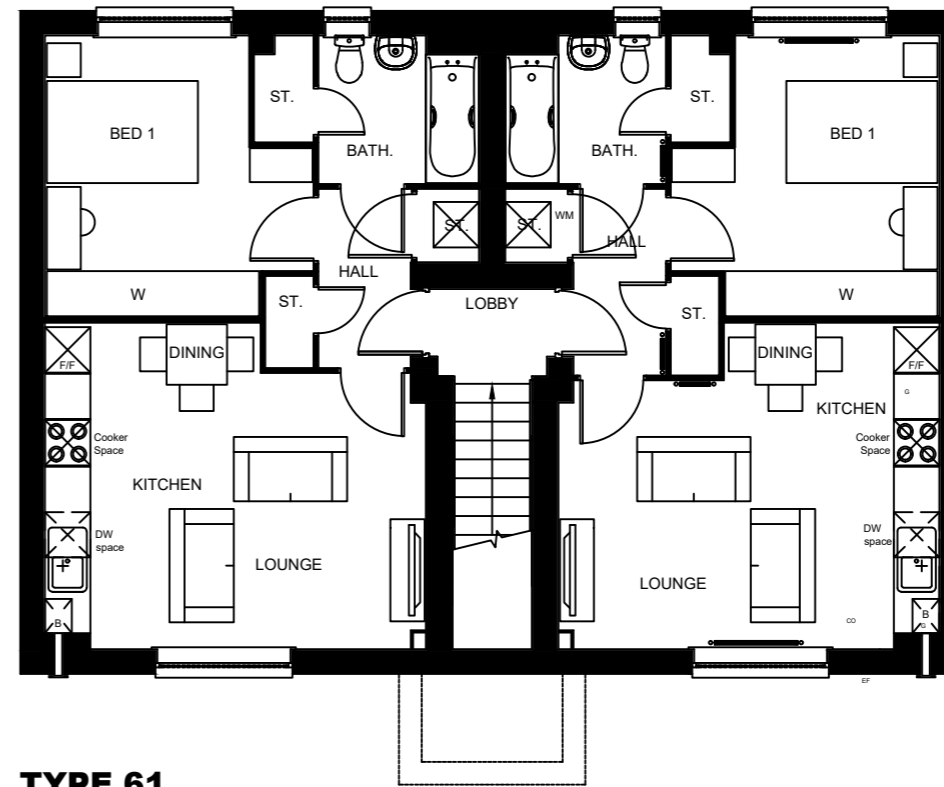
TYPE 60

GROUND FLOOR PLAN

11871

5785

5785



8160

TYPE 61

FIRST FLOOR PLAN

FOR PLOT SPECIFIC MATERIALS PLEASE REFER TO EXTERNAL MATERIALS DRAWING ME-24-31.

Plots (AS): 180 - 183.
Plots (OPP): N/A


TOTAL FLOOR AREA : TYPE 60 - 41.66 m2 / 448 Sqft and TYPE 61 - 43.23m2 / 465 Sqft

PLANNING DRAWING - PLANS


Please refer to Data Sheet for full revisions

WARNING TO HOUSE PURCHASERS.
Buyers are warned that this is a working drawing and the contents of this drawing may be subject to change during the progress of the build process. The layout, form, content and dimensions specified are included for general guidance only. The finishes or features shown may alter in respect of individual properties. Whilst we make every effort to ensure our drawings are up to date there may be an unavoidable delay in updating these due to changes in regulations and/or re-planning. Purchasers are advised to check with the Sales Adviser whether any alterations have been made to this drawing. The contents of this drawing do not constitute a contract. Part of any contract or warranty unless specifically incorporated into the contract. They should not be relied upon for the purpose of entering into a contract to purchase any property.


Sales Name: NGF - SF 60 & SF 61
House Type Code: SF60 -E-7 - SF61 -EH7
Spec: AFFORDABLE Drawing No: 02 Date: Aug, 2020
Drawn: GDT Checked: GDT Scale: 1 : 50 @ A3



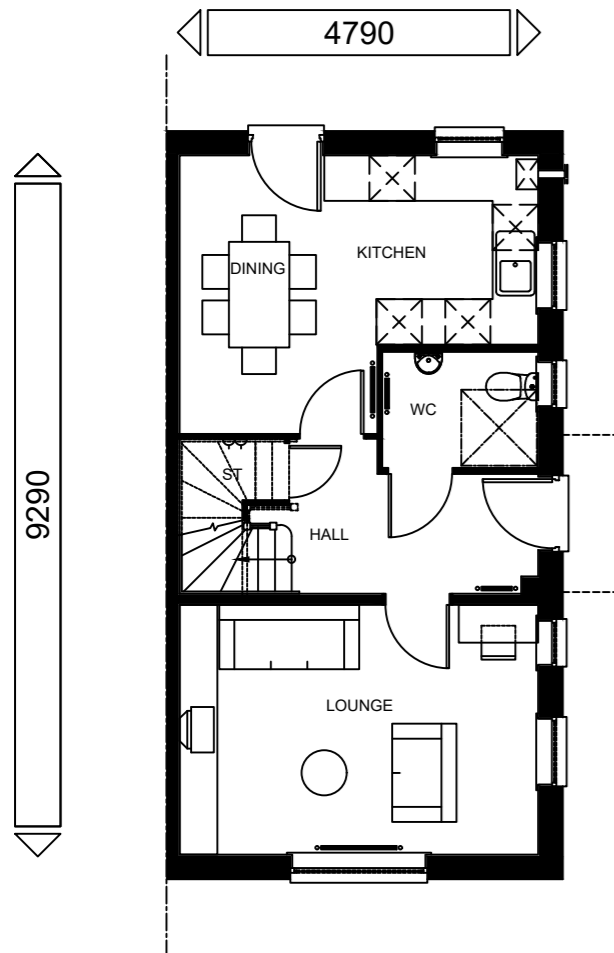
FRONT ELEVATION 2



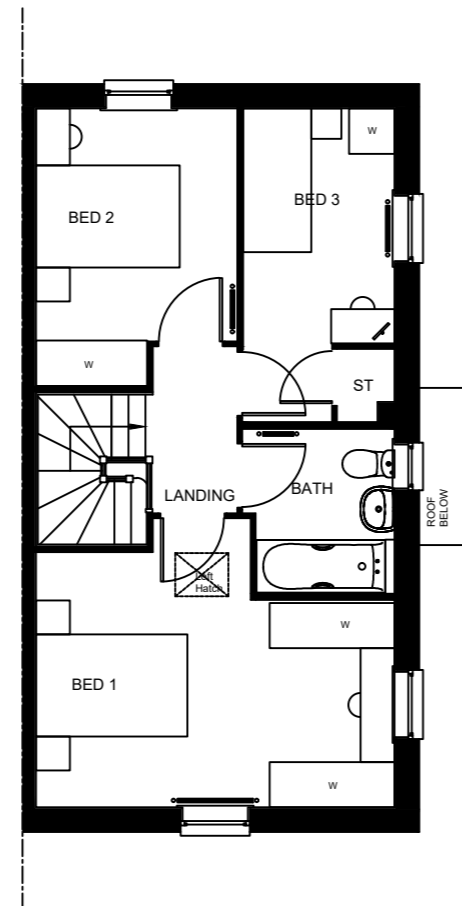
FRONT ELEVATION 1



SIDE ELEVATION



GROUND FLOOR PLAN



FIRST FLOOR PLAN

Plots (AS): 44, 59, 90.
Plots (OPP): 97, 193.

M4(2) CAT 2: ACCESSIBLE AND
ADAPTABLE DWELLINGS COMPLIANT

TOTAL FLOOR AREA : 89 m2 / 958 Sq ft 3B/5P

Sales Name: SH55

House Type Code: SH55-E-7

Spec: AFFORDABLE Drawing No: 11

Drawn: GDT

Checked: GDT

Date: 07.10.16

Scale: 1 : 100

WARNING TO HOUSE PURCHASERS:
Buyers are warned that this is a working drawing and the contents of this drawing may be subject to change during the progress of the build process. The layout, form, content and dimensions specified are included for general guidance only. The finishes or features shown may alter in respect of individual properties. Whilst we make every effort to ensure our drawings are up to date there may be an unavoidable delay in updating these due to changes in regulations and/or re-planning. Purchasers are advised to check with the Sales Office whether any alterations have been made to this drawing. The contents of this drawing are not to be used for any other purpose than that specifically incorporated into the contract. They should not be relied upon for the purposes of entering into a contract to purchase any property.

PLANNING DRAWINGS

Refer to Data Sheet
for full details

Oct, 2020

D

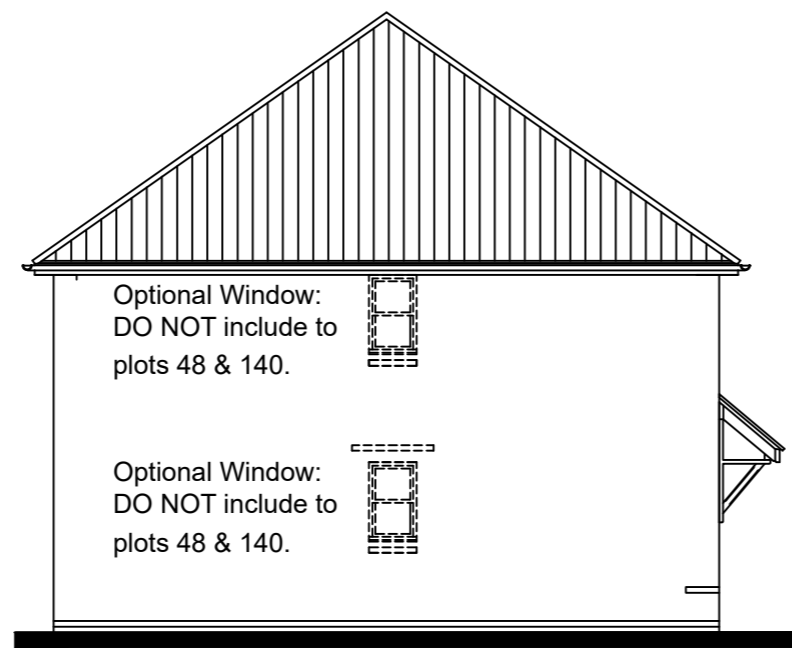


DAVID WILSON HOMES

WHERE QUALITY LIVES



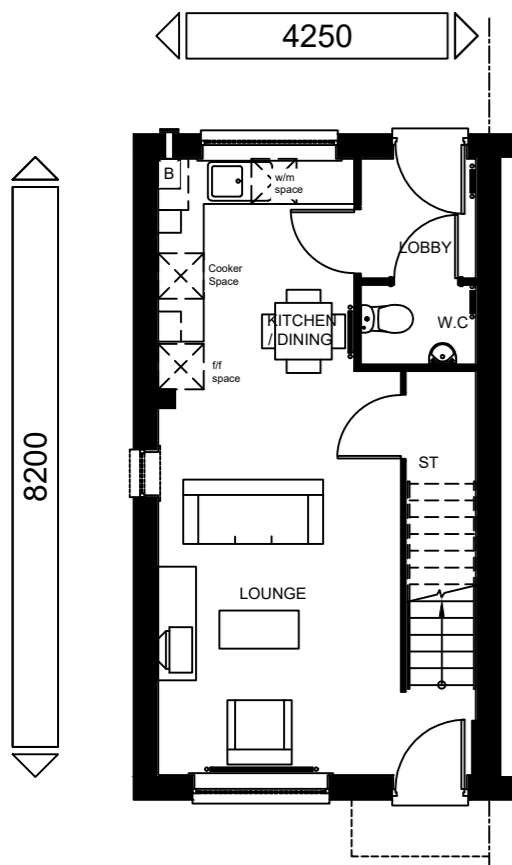
FRONT ELEVATION



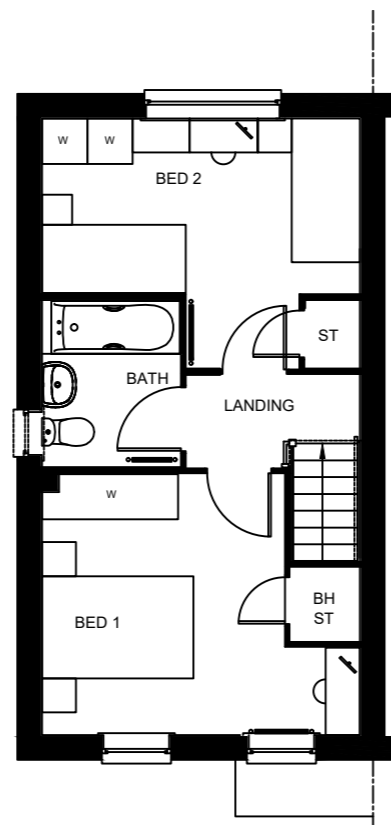
SIDE ELEVATION



REAR ELEVATION



GROUND FLOOR PLAN



FIRST FLOOR PLAN

Plots (AS): 45, 48, 63, 93, 139, 143, 188.
Plots (OPP): 46, 140, 184.

M4(2) CAT 2: ACCESSIBLE AND
ADAPTABLE DWELLINGS COMPLIANT

TOTAL FLOOR AREA : 69.7 m2 / 750 Sqft 2B/4P

Sales Name: SH50

House Type Code: SH50-EH7

Spec: AFFORDABLE Drawing No: 11

Drawn: GDT Checked: GDT

Date: Sept, 19

Scale: 1:100


PLANNING DRAWINGS

Rev: Refer to Data Sheet for full details

Date:

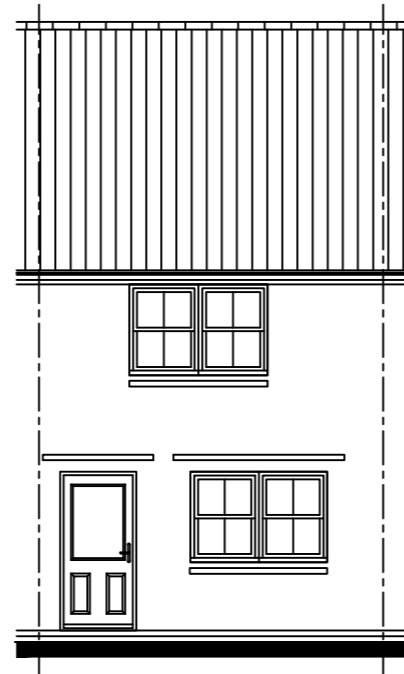
BUYERS ARE WARNED THAT THIS IS A WORKING DRAWING AND THE CONTENTS OF THIS DRAWING ARE SUBJECT TO CHANGE WITHOUT NOTICE. THE FINISHES, MATERIALS, COLOURS, FORM, CONTENT AND DIMENSIONS SPECIFIED ARE INCLUDED FOR GENERAL GUIDANCE ONLY. THE FINISHES OR FEATURES SHOWN MAY ALTER IN RESPECT OF INDIVIDUAL PROPERTIES. Whilst we make every effort to ensure our drawings are up to date there may from time to time be an unavoidable delay in updating these due to changes in regulations and/or re-planning. Purchasers are advised to check with the Sales Adviser whether any alterations have been made to this drawing. The contents of this drawing do not constitute a contract, part of any contract or warranty unless specifically incorporated into the contract. They should not be relied upon for the purposes of entering into a contract to purchase any property.

WARNING TO HOUSE PURCHASERS

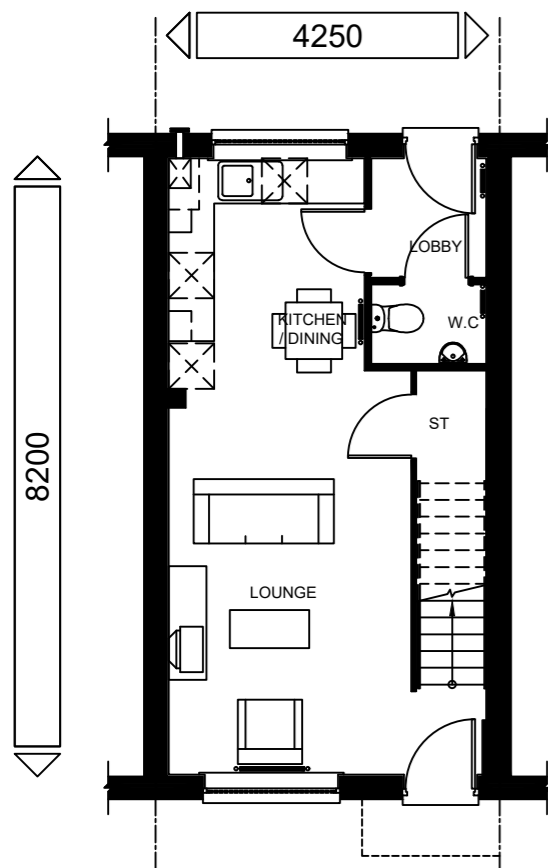




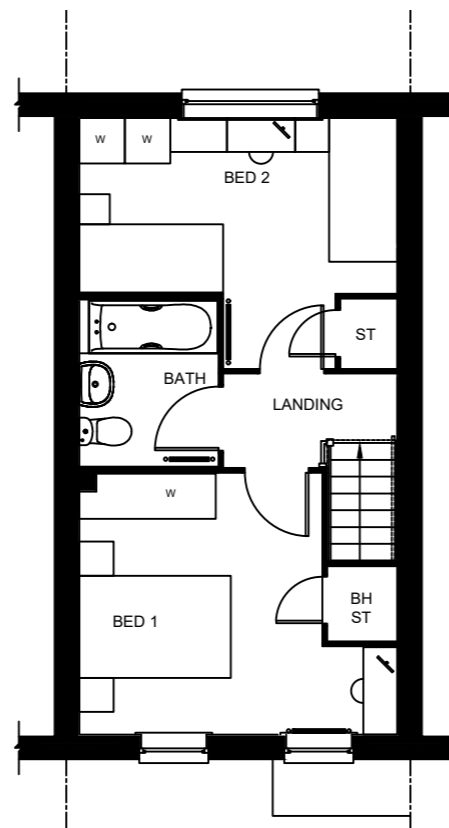
FRONT ELEVATION



REAR ELEVATION



GROUND FLOOR PLAN



FIRST FLOOR PLAN

Plots (AS): 61, 92, 96, 141, 186.
 Plots (OPP): 47, 60, 62, 91, 95, 137, 138, 142, 185, 187.

M4(2) CAT 2: ACCESSIBLE AND
 ADAPTABLE DWELLINGS COMPLIANT

TOTAL FLOOR AREA : 69.7 m² / 750 Sqft 2B/4P

Sales Name: SH50

House Type Code: SH50-I-7

Spec: AFFORDABLE Drawing No: 11 Date: 04.10.16

Drawn: GDT Checked: GDT Scale: 1:100

PLANNING DRAWINGS

Refer to Data Sheet for full details

C

Sept, 19

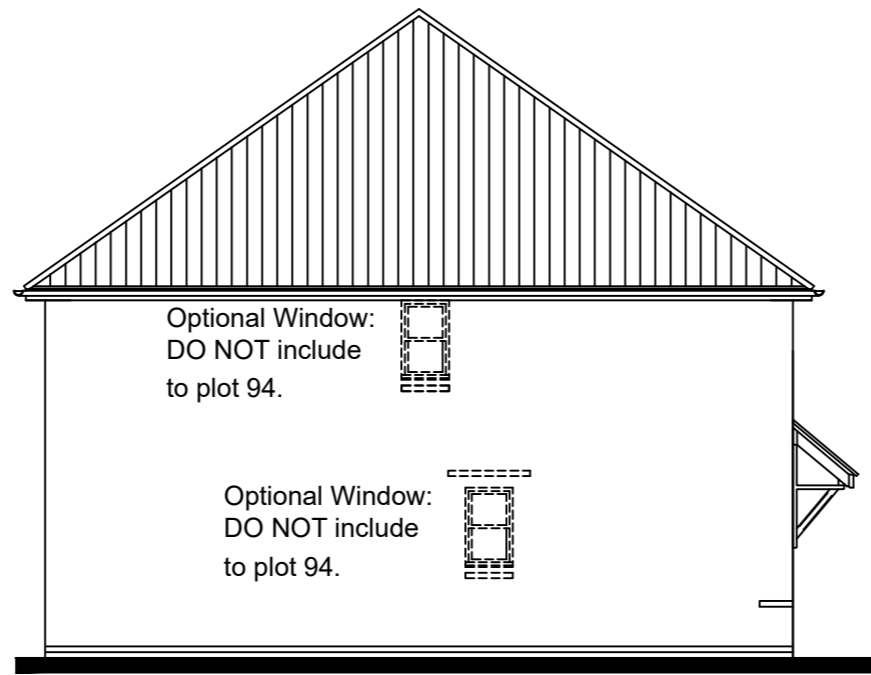
WARNING TO HOUSE-PURCHASERS:
 Buyers are warned that this is a working drawing and the contents of this drawing may be subject to change during the progress of the build process. The layout, form, content and dimensions specified are included for general guidance only. The finishes or features shown may alter in respect of individual properties. Whilst we make every effort to ensure our drawings are up to date there may be changes from time to time due to an unavoidable delay in updating these due to changes in regulations and/or re-planning. Purchasers are advised to check with the Sales Adviser whether any alterations have been made to this drawing. The contents of this drawing do not constitute a contract, part of any contract or warranty unless specifically incorporated into the contract. They should not be relied upon for the purposes of entering into a contract to purchase any property.



DAVID WILSON HOMES
 WHERE QUALITY LIVES



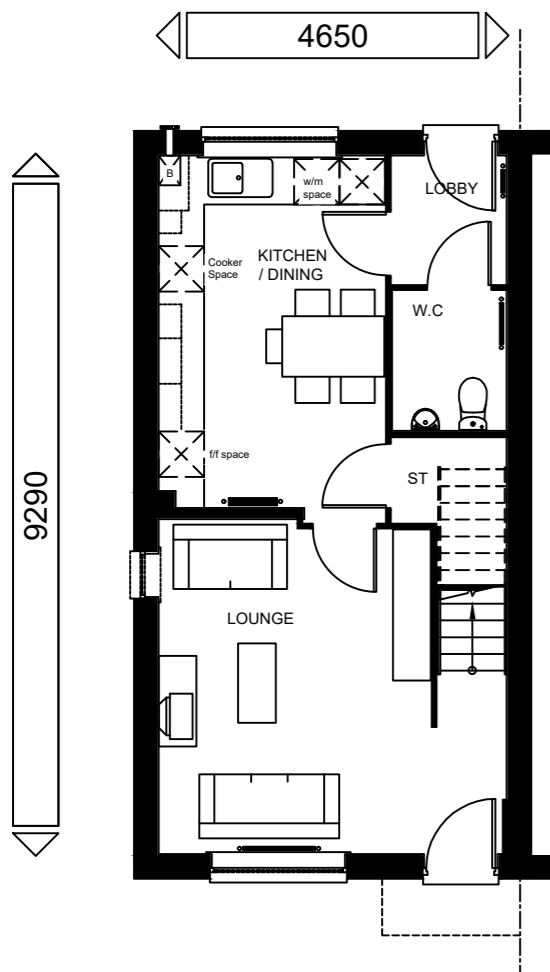
FRONT ELEVATION



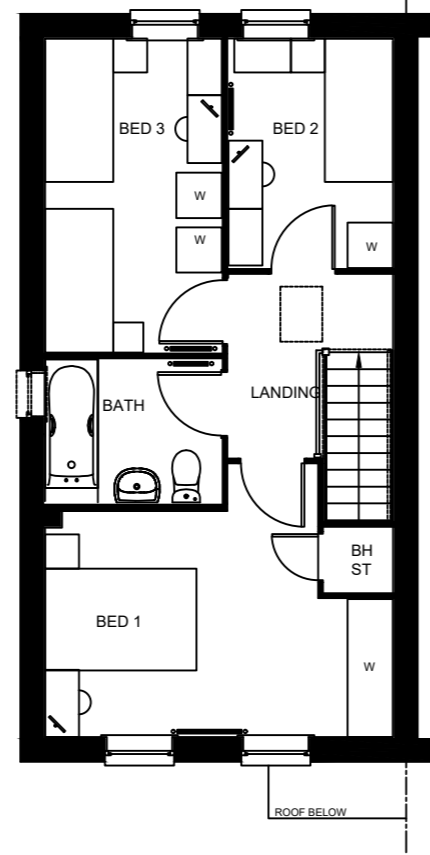
SIDE ELEVATION



REAR ELEVATION



GROUND FLOOR PLAN



FIRST FLOOR PLAN

FOR PLOT SPECIFIC MATERIALS
PLEASE REFER TO EXTERNAL
MATERIALS DRAWING ME-24-31.

Plots (AS): 38, 70.
Plots (OPP): 37, 69, 94, 192.

M4(2) CAT 2: ACCESSIBLE AND
ADAPTABLE DWELLINGS COMPLIANT

TOTAL FLOOR AREA : 86.4 m2 / 930 Sq ft 3B/5P

Sales Name: SH52

House Type Code: SH52-EH7

Spec: AFFORDABLE Drawing No: 11

Drawn: GDT

Date: Sept, 19

Checked: GDT

Scale: 1:100

PLANNING DRAWINGS

Refer to Data Sheet
for full details

Oct, 2020

A

WARNING TO HOUSE-PURCHASERS:
Buyers are warned that this is a working drawing and the contents of this drawing may be subject to change during the progress of the build process. The layout, form, content and dimensions specified are included for general guidance only. The finishes or features shown may alter in respect of individual properties. Whilst we make every effort to ensure our drawings are up to date there may be from time to time be an unavoidable delay in updating these due to changes in regulations and/or re-planning. Purchasers are advised to check with the Sales Adviser whether any alterations have been made to this drawing. The contents of this drawing do not constitute a contract, part of any contract or warranty unless specifically incorporated into the contract. They should not be relied upon for the purpose of entering into a contract to purchase any property.



DAVID WILSON HOMES

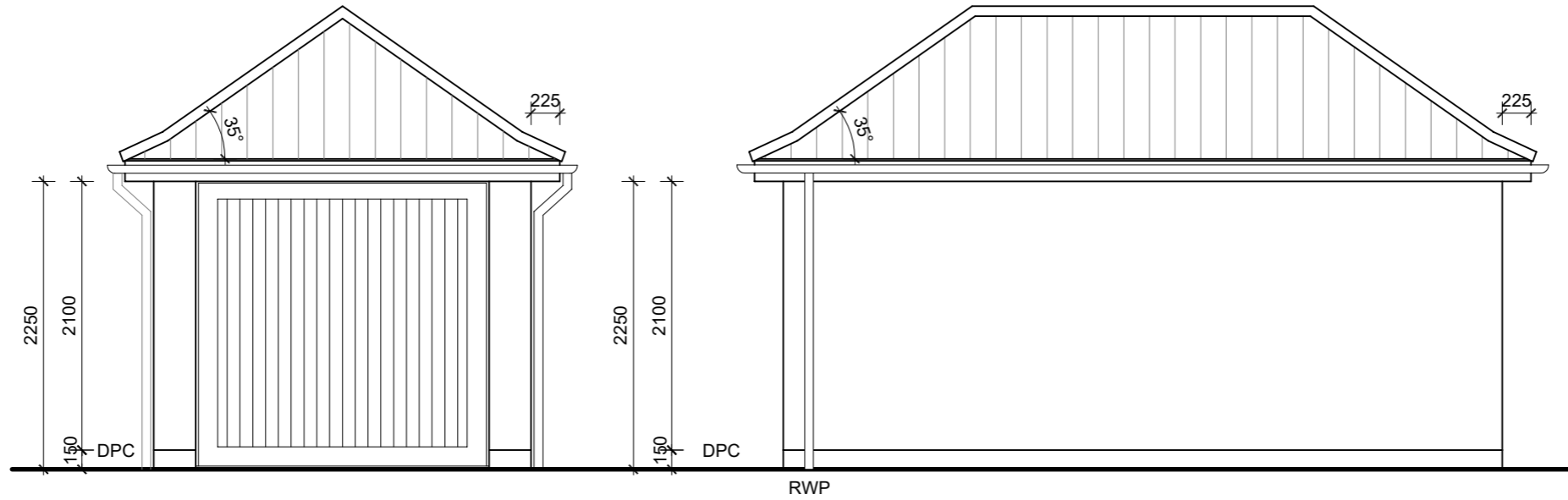
WHERE QUALITY LIVES



4

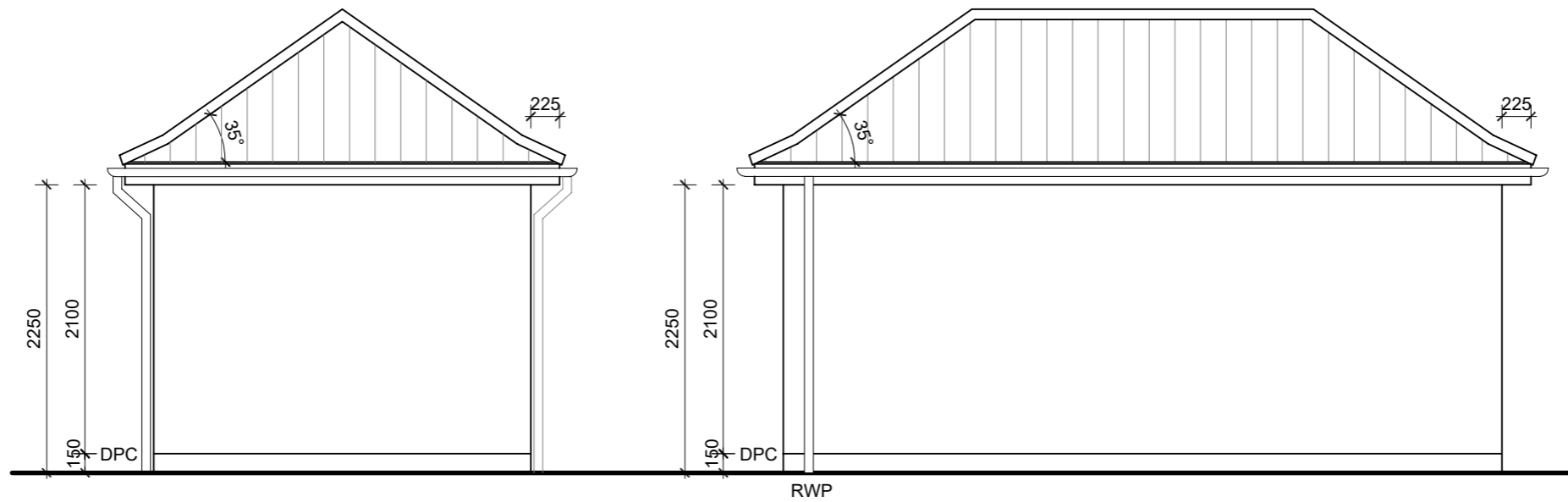
Garages

175mm PVC Fascia Board.
 225mm PVC Soffit.
 PVC rainwater goods.
 RWP positions may differ from shown. For actual locations, refer to site specific drainage layout (Avoid RWP's positioned to front elevation where possible).



FRONT ELEVATION

SIDE ELEVATION



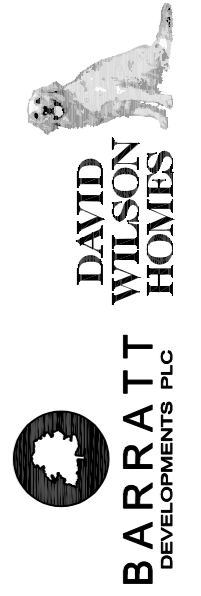
REAR ELEVATION

SIDE ELEVATION

Plots (AS): N/A
 Plots (OPP): 105, 106.

FOR SPECIFIC MATERIALS PLEASE REFER TO EXTERNAL MATERIALS DRAWING ME-24-31.

SSG1--H8 GTO CODE: GDB8 SDHR

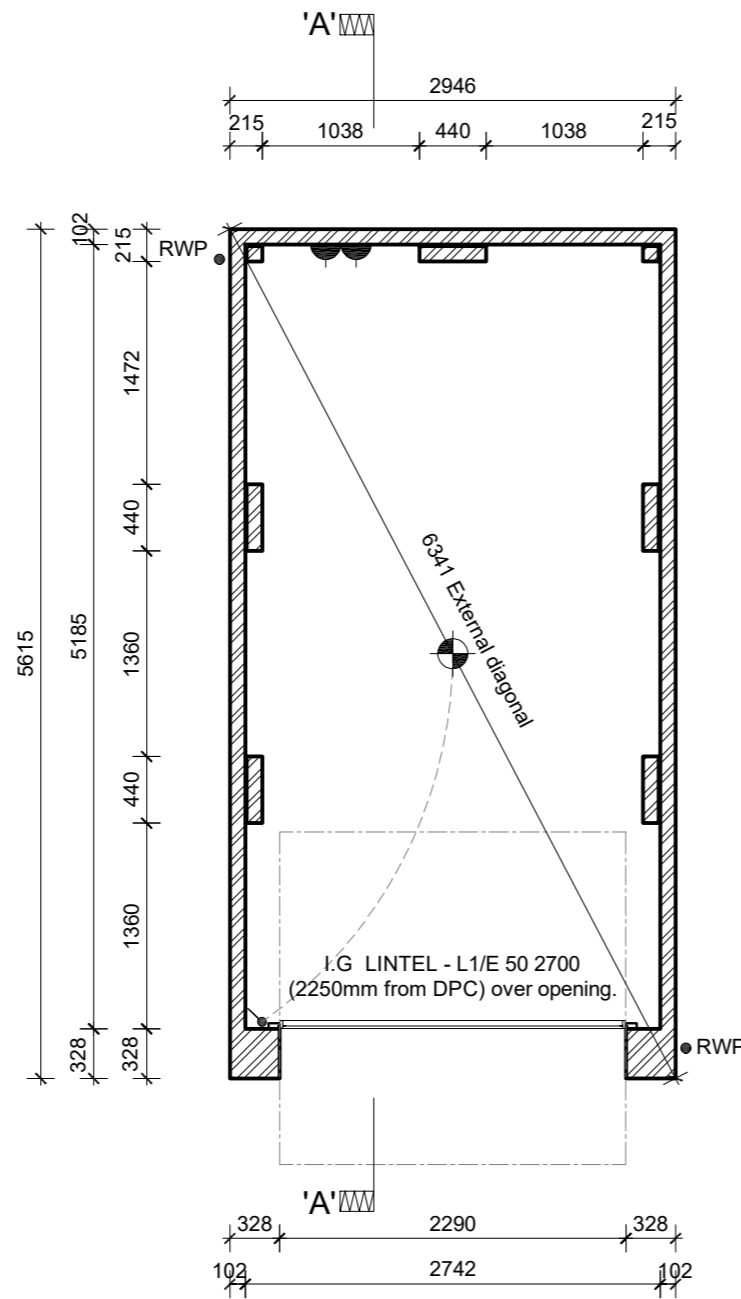


Date:
Dec 19

Description:
Refer to data sheet for full details

Rev:
B

Brand: **BARRATT / DAVID WILSON HOMES**
 Range: **DUAL BRANDED GARAGES**
 Title: **SINGLE - ELEVATIONS**
 Detail No: **SSG1--H8**
 Drawn: **GDT** Checked: **GDT** Scale: **1:50** Date: **MAY 18**



FLOOR PLAN

Solid brick internal piers to continue up the full height of the wall from foundation level. Ancon SPS CJ wall ties (or similar approved) staggered @ 375mm c/s vertically to tie piers to external brickwork (Refer to Section A-A / B-B for setting out). Lateral restraint straps to be provided at ceiling and roof level to tie in with the pier locations.

RWP positions may differ from shown. For actual locations, refer to site specific drainage layout.


GARAGE DOOR FRAME SIZE:

7'5" x 7'2" (2261x2200). Frame to be fitted behind piers.




O/A frame width = 2261 + 140 = 2401

O/A frame height = 2200+45 = 2245

KEY:

 Facing Brickwork (Ext Walls - Ext Leaf).

Double sockets, pendant light and light switch only to be provided when garage is positioned on the same plot as accompanying house.

-  Double Socket.
-  Pendant Light.
-  Light Switch.

FOR SPECIFIC MATERIALS PLEASE REFER TO EXTERNAL MATERIALS DRAWING ME-24-31.

SSG1--H8 GTO CODE: GDB8 SDHR



DAVID WILSON HOMES



BARRATT DEVELOPMENTS PLC

Date: Dec 19

Description: Refer to data sheet for full details

Rev: A

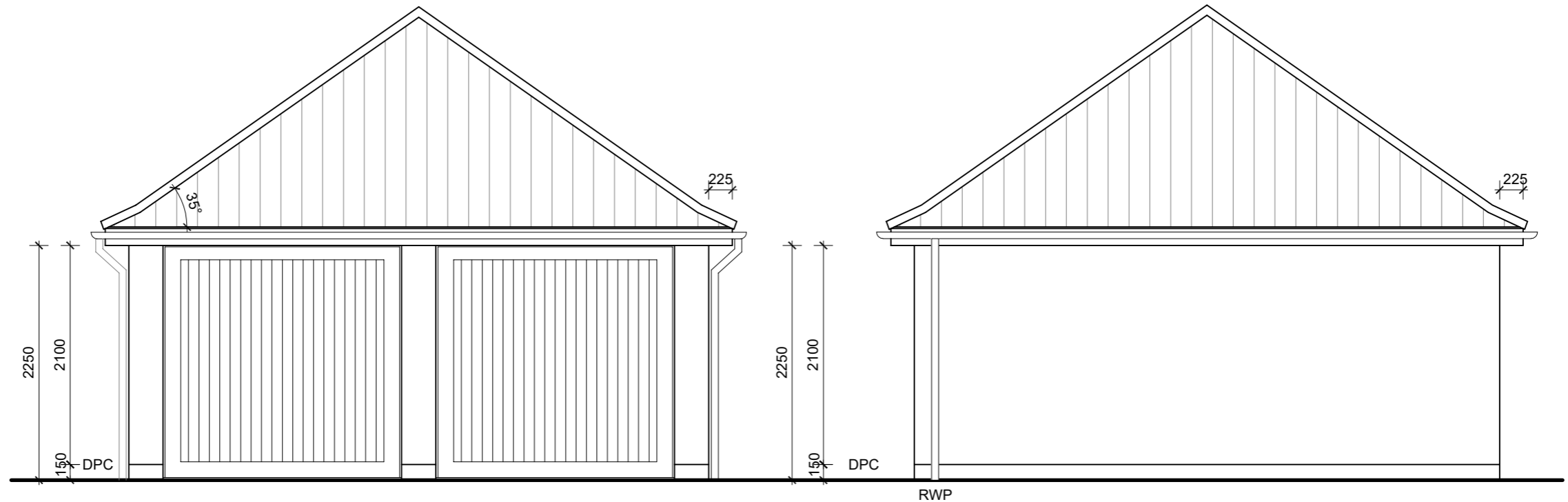
Brand: **BARRATT / DAVID WILSON HOMES**
 Range: **DUAL BRANDED GARAGES**
 Title: **SINGLE - FLOOR PLAN**
 Detail No: **SSG1--H8**
 Drawn: **GDT** Checked: **GDT** Scale: **1:50** Date: **MAY 18**

175mm PVC Fascia Board.

225mm PVC Soffit.

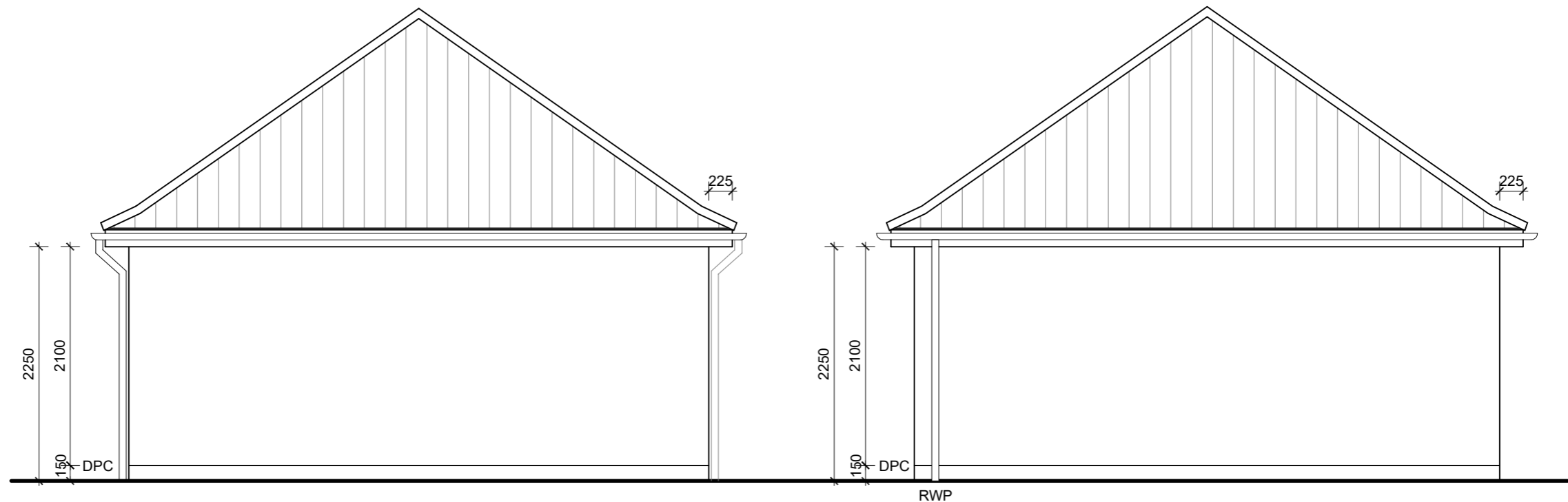
PVC rainwater goods.

RWP positions may differ from shown. For actual locations, refer to site specific drainage layout (Avoid RWP's positioned to front elevation where possible).



FRONT ELEVATION

SIDE ELEVATION



REAR ELEVATION

SIDE ELEVATION

FOR SPECIFIC MATERIALS PLEASE REFER TO EXTERNAL MATERIALS DRAWING ME-24-31.

SDG1--H8 GTO CODE: GDB8 DDHR



**DAVID
WILSON
HOMES**



**BARRATT
DEVELOPMENTS PLC**

Date:
Dec 19

Description:
Refer to data sheet for full details

Rev:
B

Brand: **BARRATT / DAVID WILSON HOMES**

Range: **DUAL BRANDED GARAGES**

Title: **DOUBLE - ELEVATIONS**

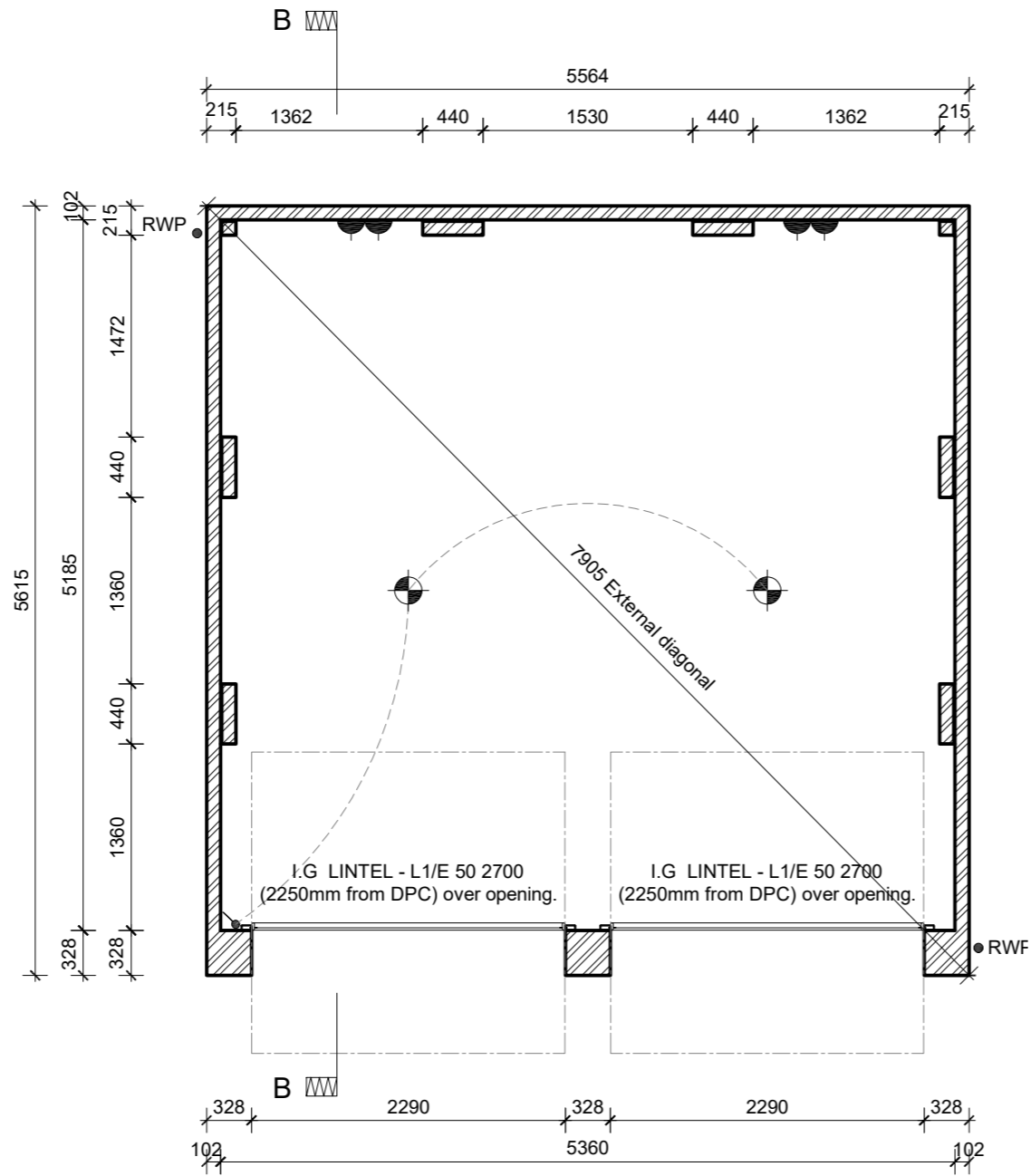
Detail No: **SDG1--H8**

Drawn: **GDT**

Checked: **GDT**

Scale: **1:50**

Date: **MAY 18**



FLOOR PLAN

Solid brick internal piers to continue up the full height of the wall from foundation level. Ancon SPS CJ wall ties (or similar approved) staggered @ 375mm c/s vertically to tie piers to external brickwork (Refer to Section A-A / B-B for setting out). Lateral restraint straps to be provided at ceiling and roof level to tie in with the pier locations.

RWP positions may differ from shown. For actual locations, refer to site specific drainage layout.


GARAGE DOOR FRAME SIZE:

7'5" x 7'2" (2261x2200). Frame to be fitted behind piers.




O/A frame width = 2261 + 140 = 2401

O/A frame height = 2200+45 = 2245

KEY:

 Facing Brickwork (Ext Walls - Ext Leaf).

Double sockets, pendant light and light switch only to be provided when garage is positioned on the same plot as accompanying house.

-  Double Socket.
-  Pendant Light.
-  Light Switch.

SDG1--H8 GTO CODE: GDB8 DDHR

FOR SPECIFIC MATERIALS PLEASE REFER TO EXTERNAL MATERIALS DRAWING ME-24-31.



**DAVID
WILSON
HOMES**



**BARRATT
DEVELOPMENTS PLC**

Date: Dec 19

Description: Refer to data sheet for full details

Rev: A

Brand: **BARRATT / DAVID WILSON HOMES**
 Range: **DUAL BRANDED GARAGES**
 Title: **DOUBLE - FLOOR PLAN**

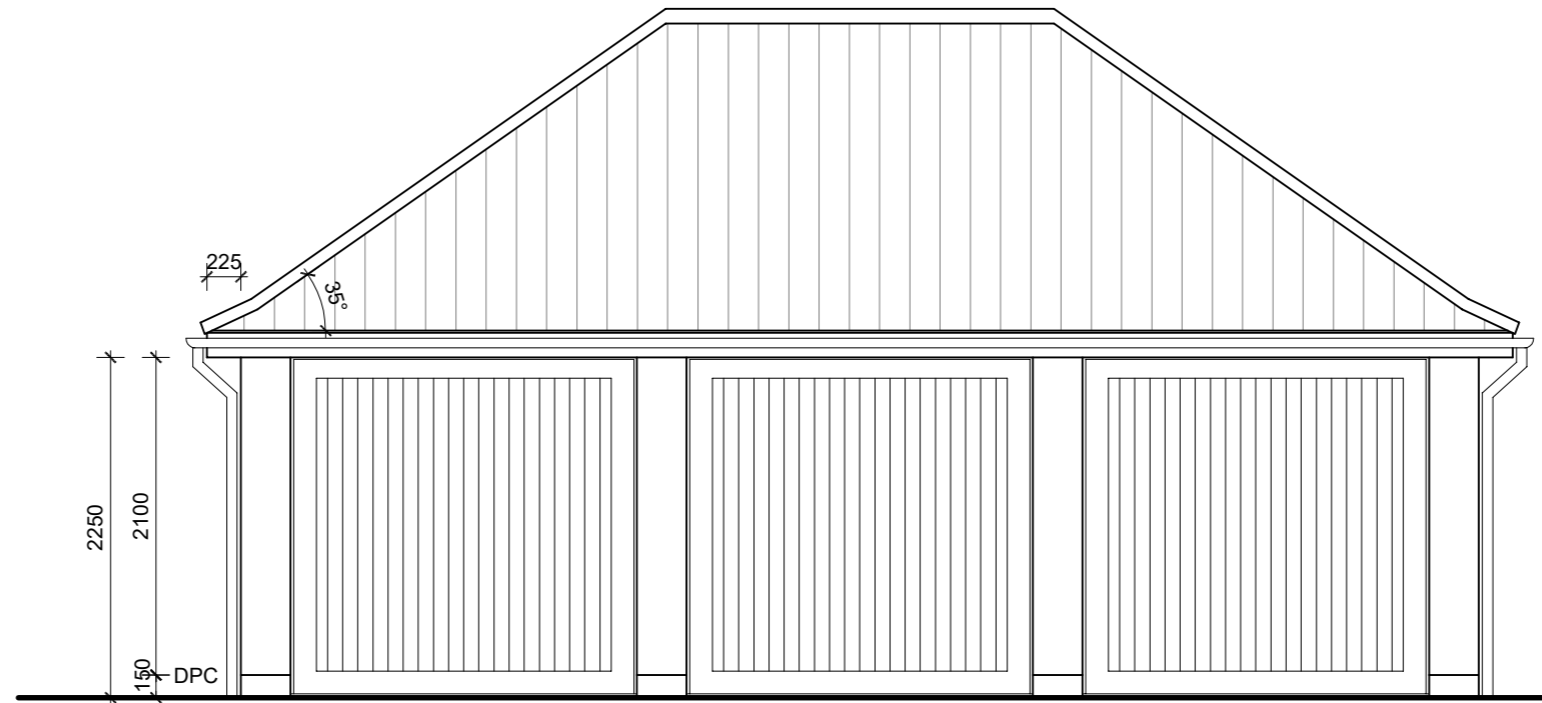
Detail No: **SDG1--H8**
 Drawn: **GDT** Checked: **GDT** Scale: **1:50** Date: **MAY 18**

175mm PVC Fascia Board.

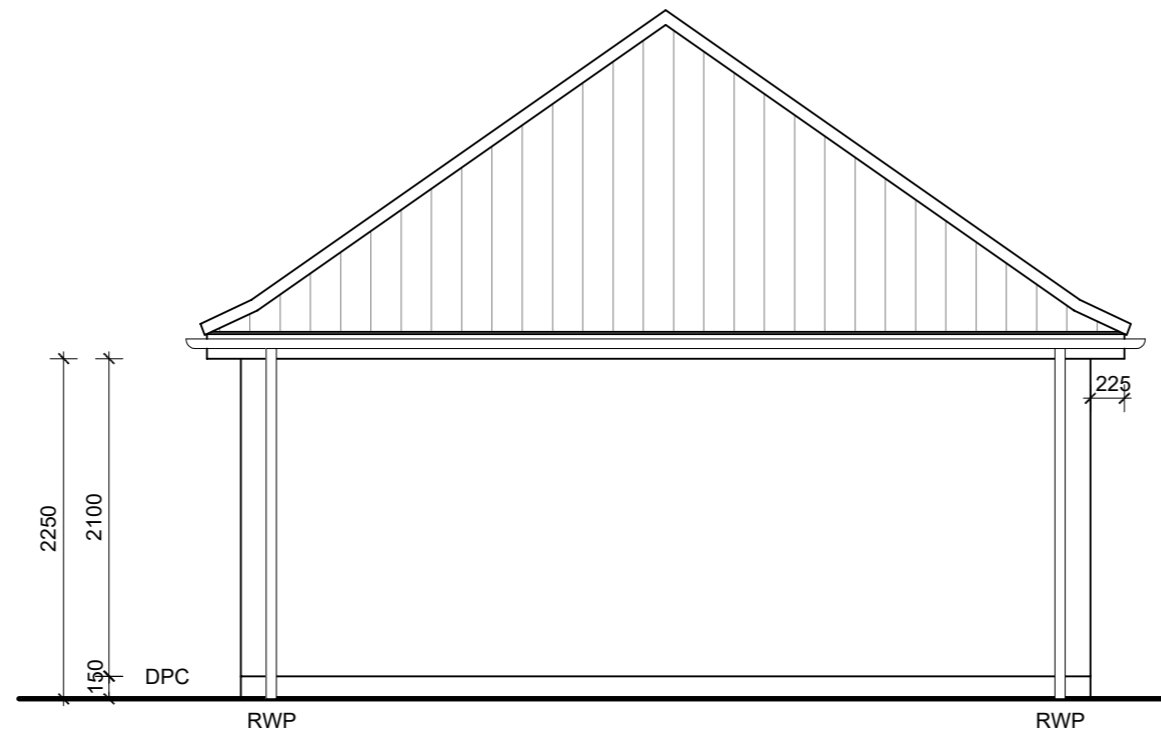
225mm PVC Soffit.

PVC rainwater goods.

RWP positions may differ from shown. For actual locations, refer to site specific drainage layout (Avoid RWP's positioned to front elevation where possible).



FRONT ELEVATION



SIDE ELEVATION

FOR SPECIFIC MATERIALS PLEASE REFER TO EXTERNAL MATERIALS DRAWING ME-24-31.

STG2--H8 GTO CODE: GDB8 SSHR, GDB8 DSHR



**DAVID
WILSON
HOMES**



**BARRATT
DEVELOPMENTS PLC**

Date:
Dec 19

Description:
Refer to data sheet for full details

Rev:
B

Brand: **BARRATT / DAVID WILSON HOMES**
Range: **DUAL BRANDED GARAGES**
Title: **SINGLE + DOUBLE - ELEVATIONS 1 OF 2**
Detail No: **STG2--H8**

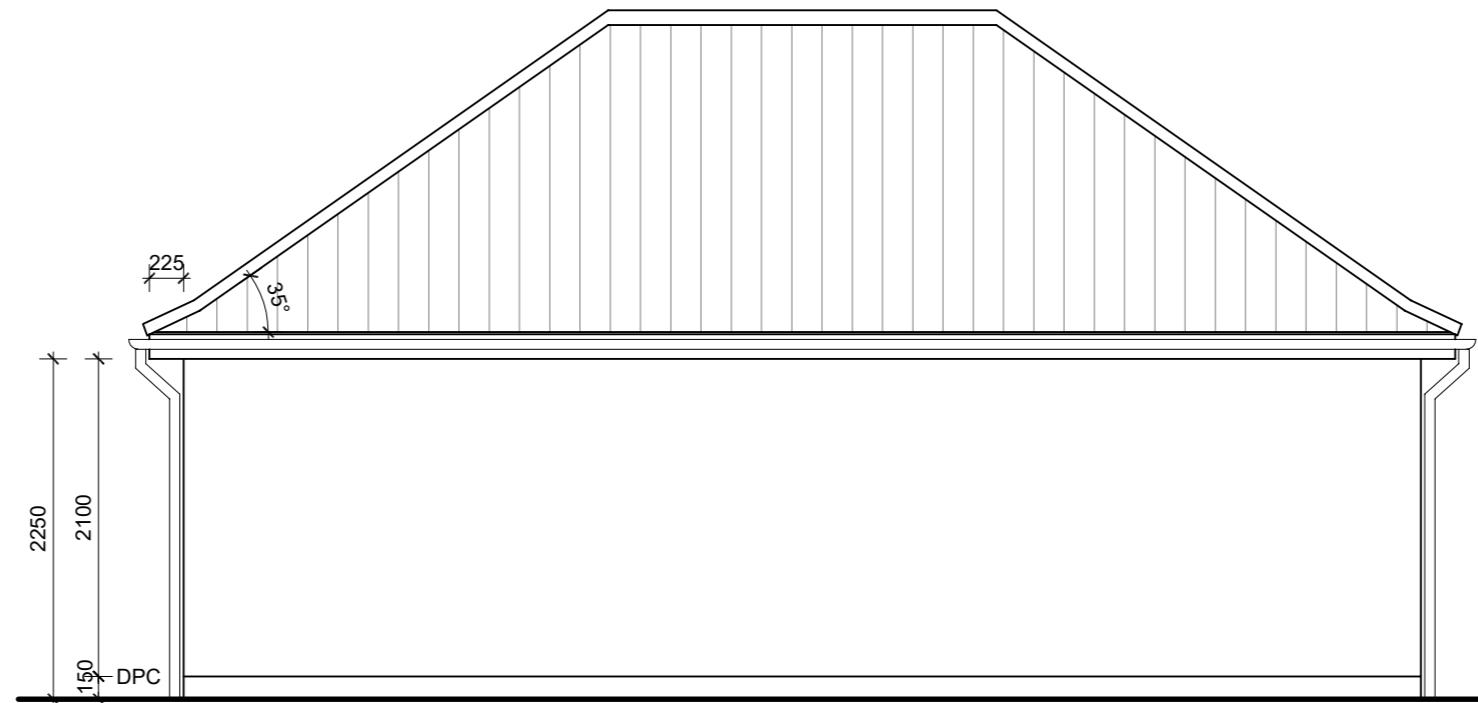
Drawn: **GDT** Checked: **GDT** Scale: **1:50** Date: **MAY 18**

175mm PVC Fascia Board.

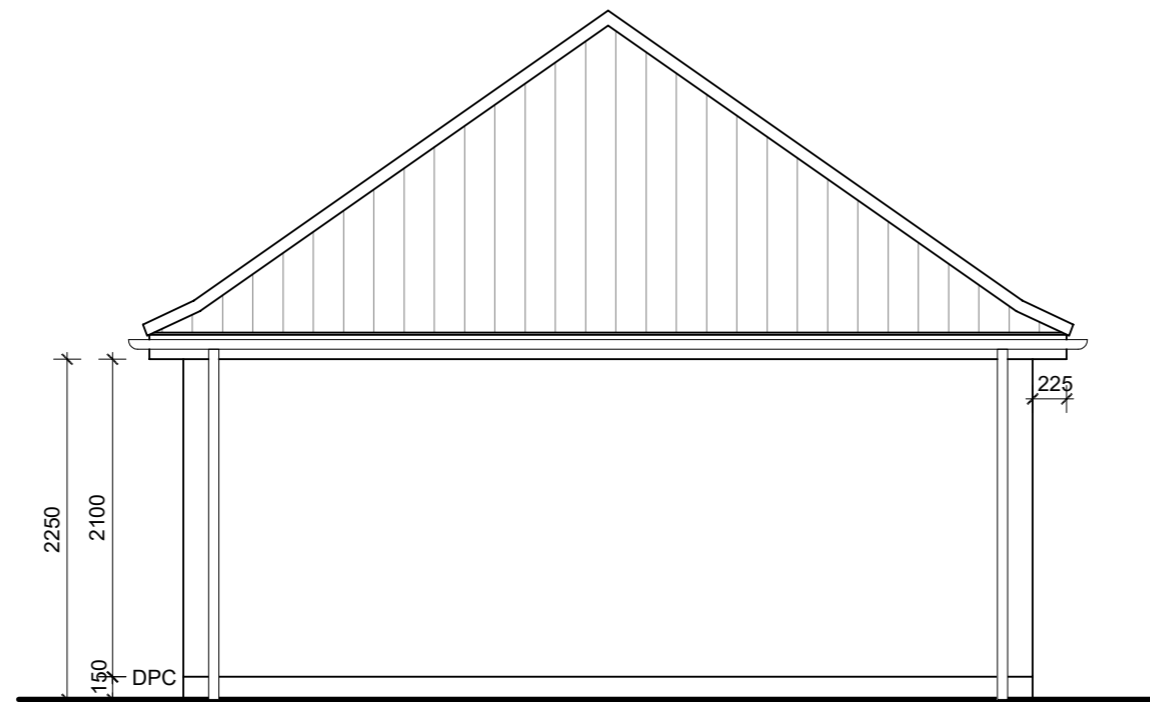
225mm PVC Soffit.

PVC rainwater goods.

RWP positions may differ from shown. For actual locations, refer to site specific drainage layout (Avoid RWP's positioned to front elevation where possible).



REAR ELEVATION



SIDE ELEVATION

FOR SPECIFIC MATERIALS PLEASE REFER TO EXTERNAL MATERIALS DRAWING ME-24-31.

STG2--H8 GTO CODE: GDB8 SSHR, GDB8 DSHR



DAVID WILSON HOMES



BARRATT DEVELOPMENTS PLC

Date: Dec 19

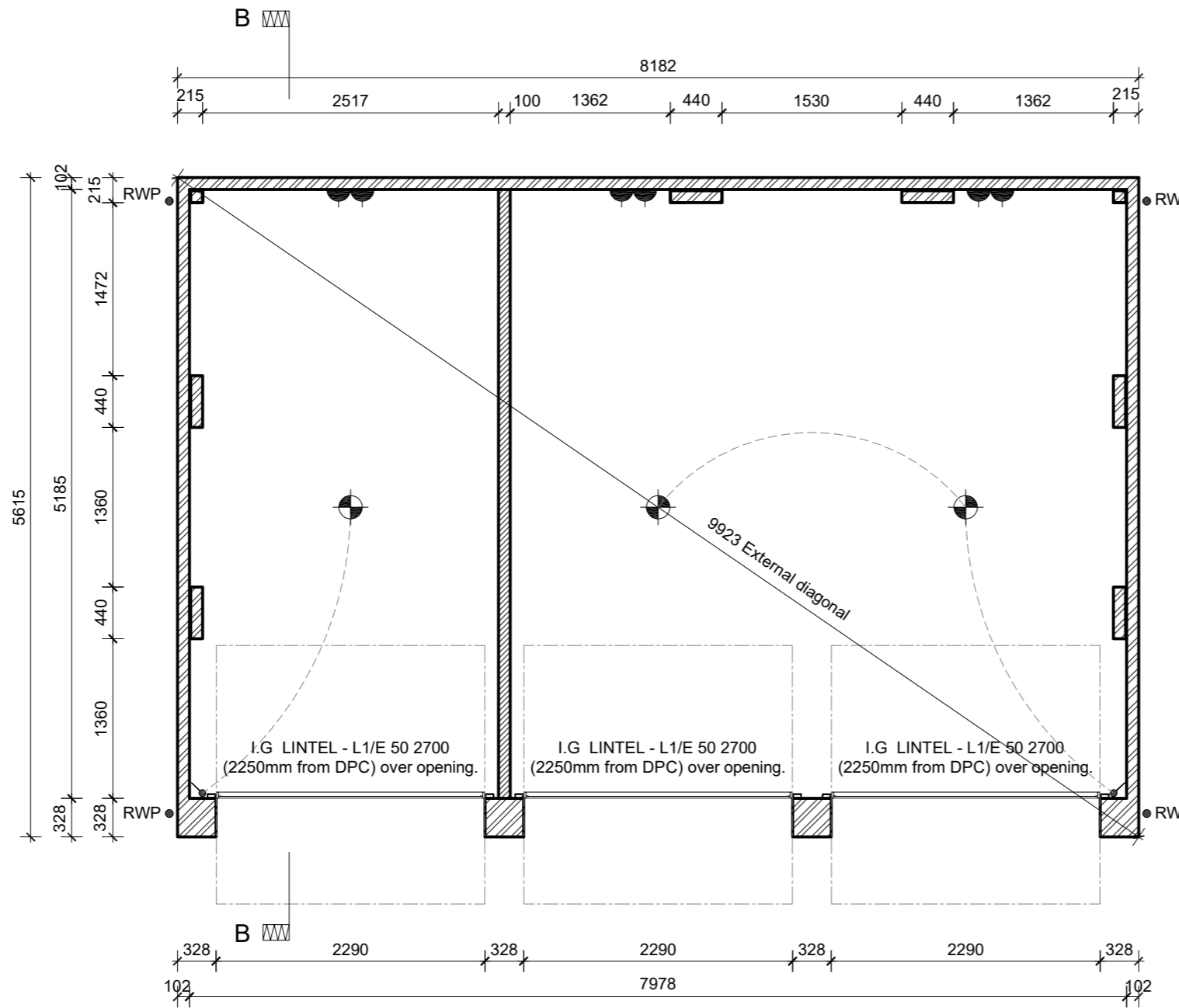
Description: Refer to data sheet for full details

Rev: B

Brand: BARRATT / DAVID WILSON HOMES
Range: DUAL BRANDED GARAGES
Title: SINGLE + DOUBLE - ELEVATIONS 2 OF 2
Detail No: STG2--H8

Drawn: GDT Checked: GDT Scale: 1:50 Date: MAY 18

Drawn: GDT Checked: GDT Scale: 1:50 Date: MAY 18



FLOOR PLAN

Solid brick internal piers to continue up the full height of the wall from foundation level. Ancon SPS CJ wall ties (or similar approved) staggered @ 375mm c/s vertically to tie piers to external brickwork (Refer to Section A-A / B-B for setting out). Lateral restraint straps to be provided at ceiling and roof level to tie in with these pier locations.

RWP positions may differ from shown. For actual locations, refer to site specific drainage layout.



GARAGE DOOR FRAME SIZE:

7'5" x 7'2" (2261x2200). Frame to be fitted behind piers.




O/A frame width = 2261 + 140 = 2401


O/A frame height = 2200+45 = 2245

KEY:

-  Facing Brickwork (Ext Walls - Ext Leaf).
-  Lightweight Aggregate Blockwork (3.6N/mm² to medium density 1350 kg/m³ - 1600 kg/m³).

Double sockets, pendant light and light switch only to be provided when garage is positioned on the same plot as accompanying house.

-  Double Socket.
-  Pendant Light.
-  Light Switch.



Date:	Dec 19
Description:	Refer to data sheet for full details
Rev:	A

Brand: **BARRATT / DAVID WILSON HOMES**
 Range: **DUAL BRANDED GARAGES**
 Title: **SINGLE + DOUBLE - FLOOR PLAN**
 Detail No: **STG2--H8**
 Drawn: **GDT** Checked: **GDT** Scale: **1:50** Date: **MAY 18**

FOR SPECIFIC MATERIALS PLEASE REFER TO EXTERNAL MATERIALS DRAWING ME-24-31.

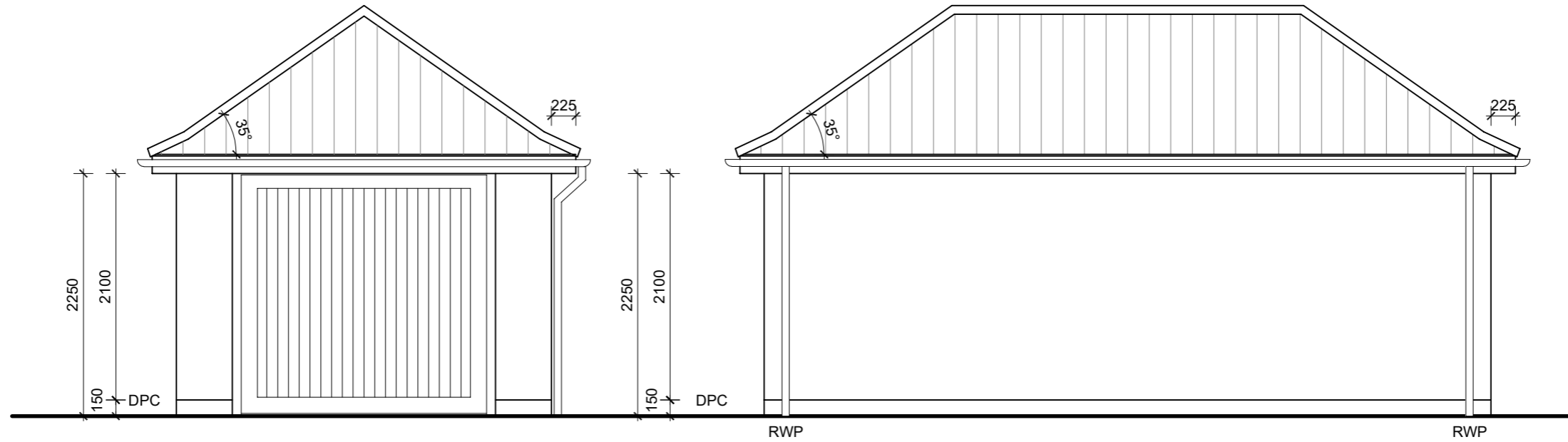
STG2--H8 GTO CODE: GDB8 SSHR, GDB8 DSHR

175mm PVC Fascia Board.

225mm PVC Soffit.

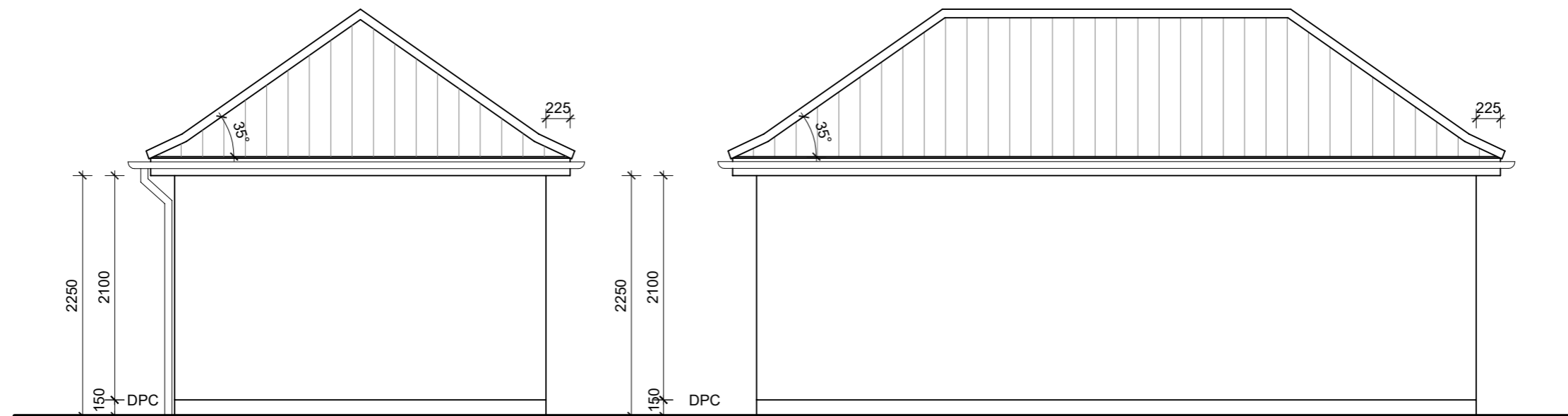
PVC rainwater goods.

RWP positions may differ from shown. For actual locations, refer to site specific drainage layout (Avoid RWP's position to front elevation where possible).



FRONT ELEVATION

SIDE ELEVATION



REAR ELEVATION

SIDE ELEVATION

FOR SPECIFIC MATERIALS PLEASE REFER TO EXTERNAL MATERIALS DRAWING ME-24-31.

LSG1--H8 GTO CODE: GLD8 SDHR



DAVID
WILSON
HOMES



BARRATT
DEVELOPMENTS PLC

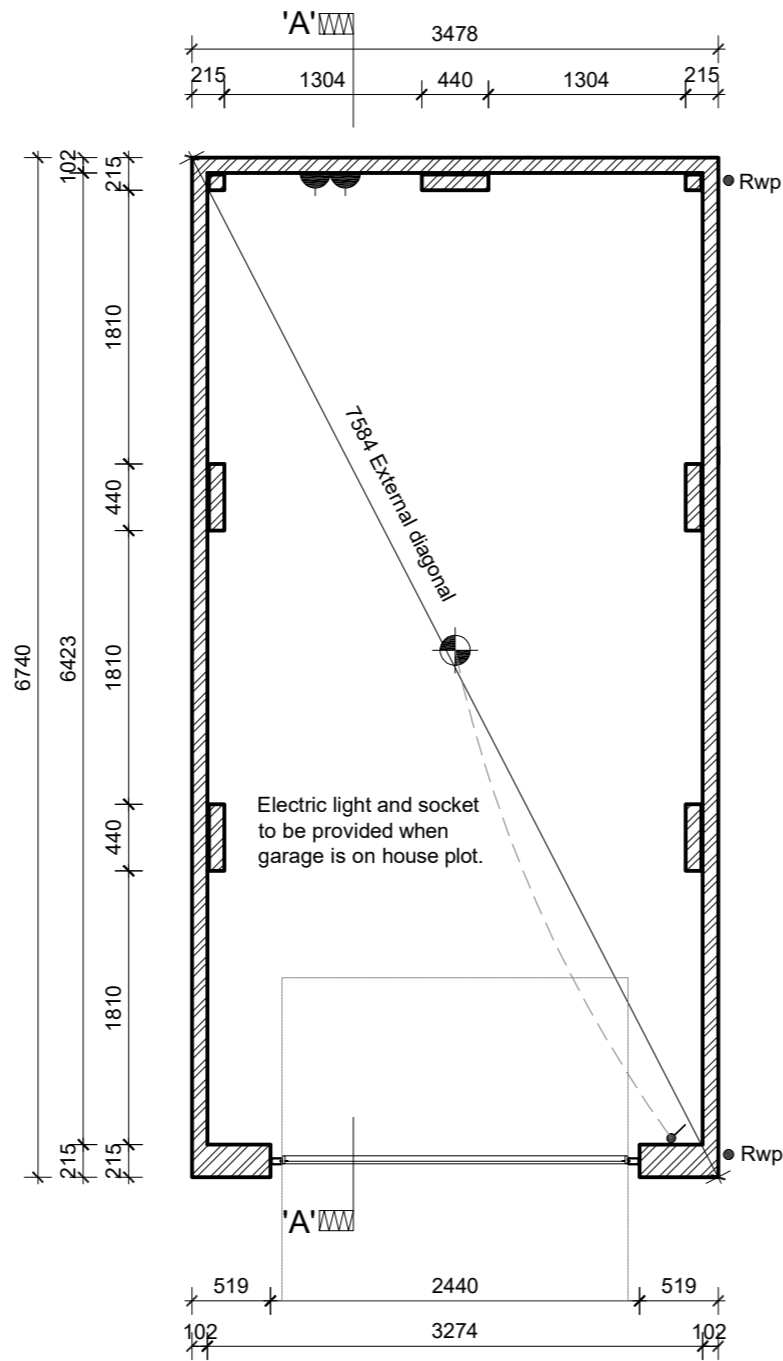
Date:
Dec 19

Description:
Refer to data sheet for full details.

Rev:
A

Brand: **BARRATT / DAVID WILSON HOMES**
Range: **DUAL BRANDED GARAGES - 6X3**
Title: **SINGLE - ELEVATIONS**
Detail No: **LSG1--H8**

Drawn: GDT Checked: GDT Scale: 1:50 Date: AUG 18



FLOOR PLAN

Solid brick internal piers to continue up the full height of the wall from foundation level. Ancon SPS CJ wall ties (or similar approved) staggered @ 375mm c/s vertically to tie piers to external brickwork (Refer to Section A-A / B-B for setting out). Lateral restraint straps to be provided at ceiling level to tie in with the pier locations.

RWP positions may differ from shown. For actual locations, refer to site specific drainage layout.


GARAGE DOOR FRAME SIZE:

7'6" x 7'2" (2286x2200). Frame to be fitted behind piers.

O/A frame width = 2286 + 140 = 2426


O/A frame height = 2200+45 = 2245


KEY:

 Facing Brickwork (Ext Walls - Ext Leaf).

Double sockets, pendant light and light switch only to be provided when garage is positioned on the same plot as accompanying house.

 Double Socket.

 Pendant Light.

 Light Switch.

LSG1--H8 GTO CODE: GLD8 SDHR

FOR SPECIFIC MATERIALS PLEASE REFER TO EXTERNAL MATERIALS DRAWING ME-24-31.



DAVID
WILSON
HOMES



BARRATT
DEVELOPMENTS PLC

Date:
Dec 19

Description:
Refer to data sheet for full details.

Rev:
A

Brand: **BARRATT / DAVID WILSON HOMES**
Range: **DUAL BRANDED GARAGES = 6x3**
Title: **SINGLE - FLOOR PLAN**

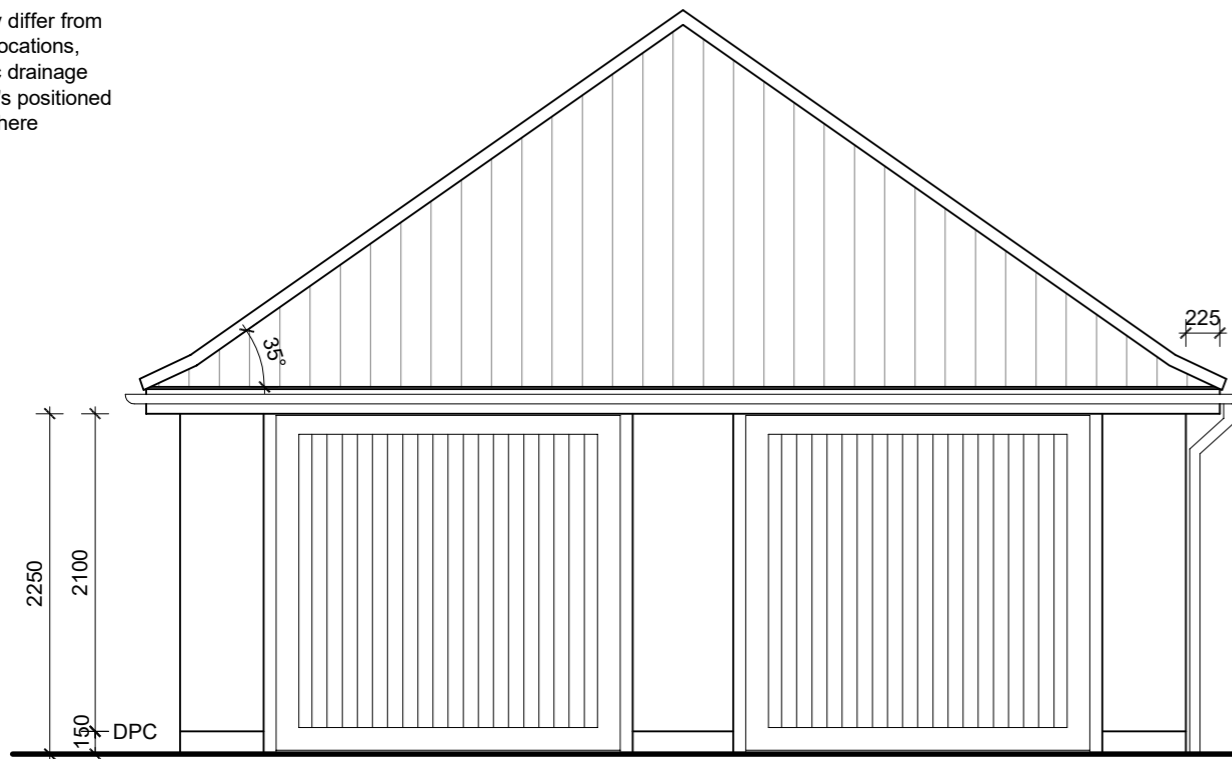
Detail No: **LSG1--H8**
Drawn: **GDT** Checked: **GDT** Scale: **1:50** Date: **AUG 18**

175mm PVC Fascia Board.

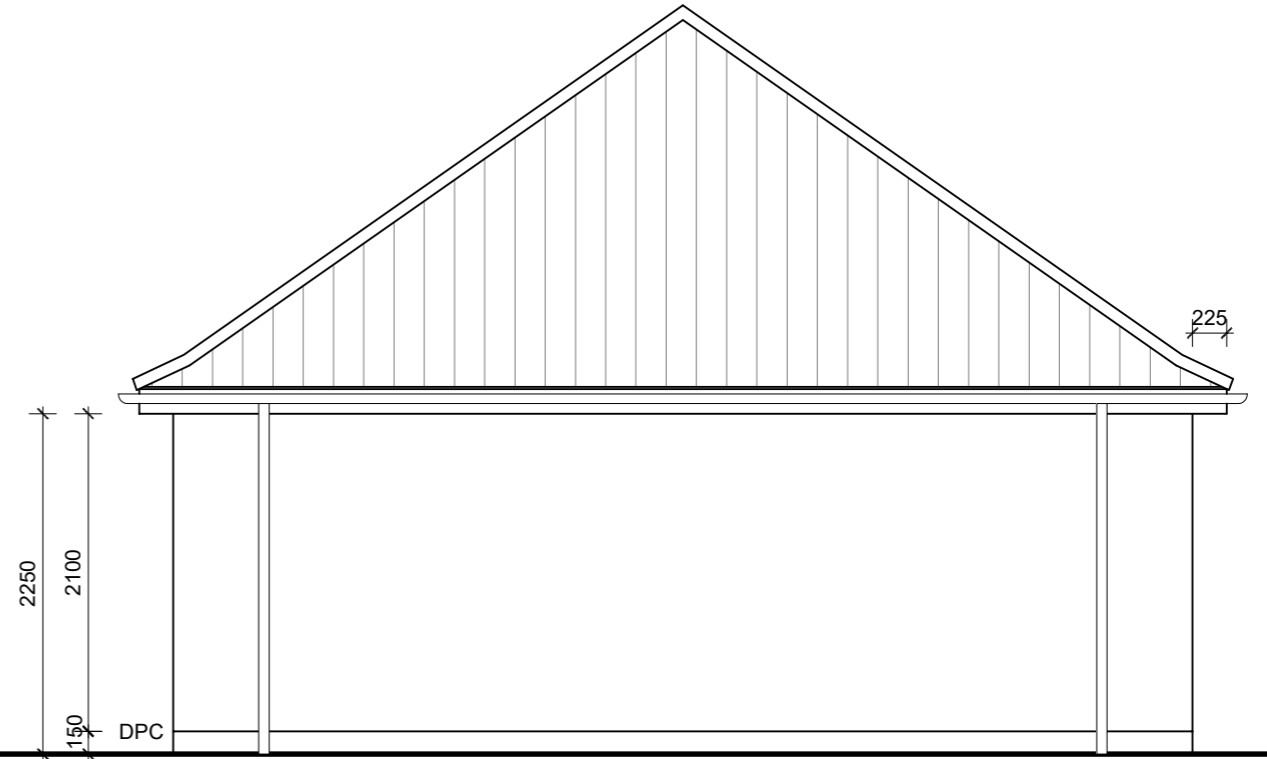
225mm PVC Soffit.

PVC rainwater goods.

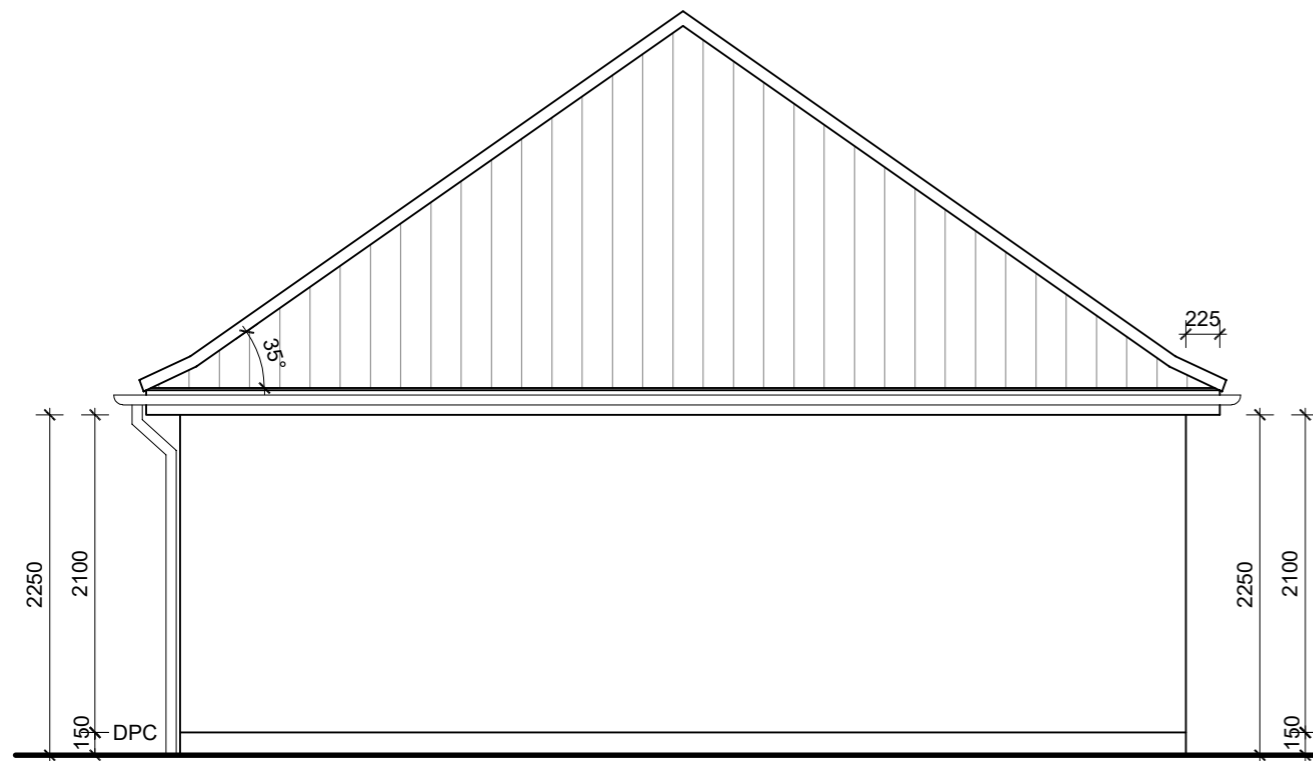
RWP positions may differ from shown. For actual locations, refer to site specific drainage layout (Avoid RWP's positioned to front elevation where possible).



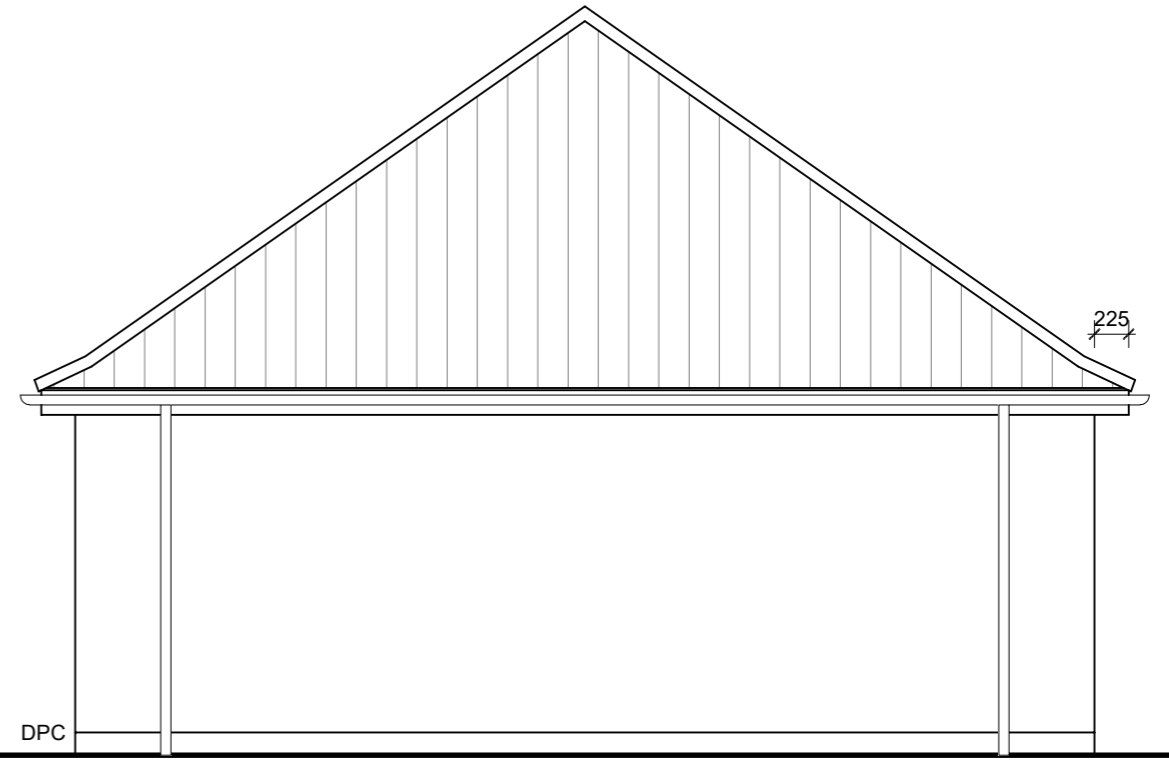
FRONT ELEVATION



SIDE ELEVATION



REAR ELEVATION



SIDE ELEVATION

FOR SPECIFIC MATERIALS PLEASE REFER TO EXTERNAL MATERIALS DRAWING ME-24-31.

LDG1--H8 GTO CODE: GLD8 DDHR



DAVID
WILSON
HOMES



BARRATT
DEVELOPMENTS PLC

Date:
Dec 19

Description:
Refer to data sheet for full details.

Rev:
A

Brand: **BARRATT / DAVID WILSON HOMES**

Range: **DUAL BRANDED GARAGES - 6x3**

Title: **DOUBLE - ELEVATIONS**

Detail No: **LDG1--H8**

Drawn: GDT

Checked: GDT

Scale: 1:50

Date: AUG 18



DAVID
WILSON
HOMES



BARRATT
DEVELOPMENTS PLC

Date:
Dec 19

Description:
Refer to data sheet for full details.

Rev:
A

Brand: **BARRATT / DAVID WILSON HOMES**
Range: **DUAL BRANDED GARAGES - 6x3**
Title: **DOUBLE - FLOOR PLAN**
Detail No: **LDG1--H8**

Drawn: GDT Checked: GDT Scale: 1:50 Date: **AUG 18**

Solid brick internal piers to continue up the full height of the wall from foundation level. Ancon SPS CJ wall ties (or similar approved) staggered @ 375mm c/s vertically to tie piers to external brickwork (Refer to Section A-A / B-B for setting out). Lateral restraint straps to be provided at ceiling level to tie in with the pier locations.

RWP positions may differ from shown. For actual locations, refer to site specific drainage layout.


GARAGE DOOR FRAME SIZE:

7'6" x 7'2" (2286x2200). Frame to be fitted behind piers.




O/A frame width = 2286 + 140 = 2426

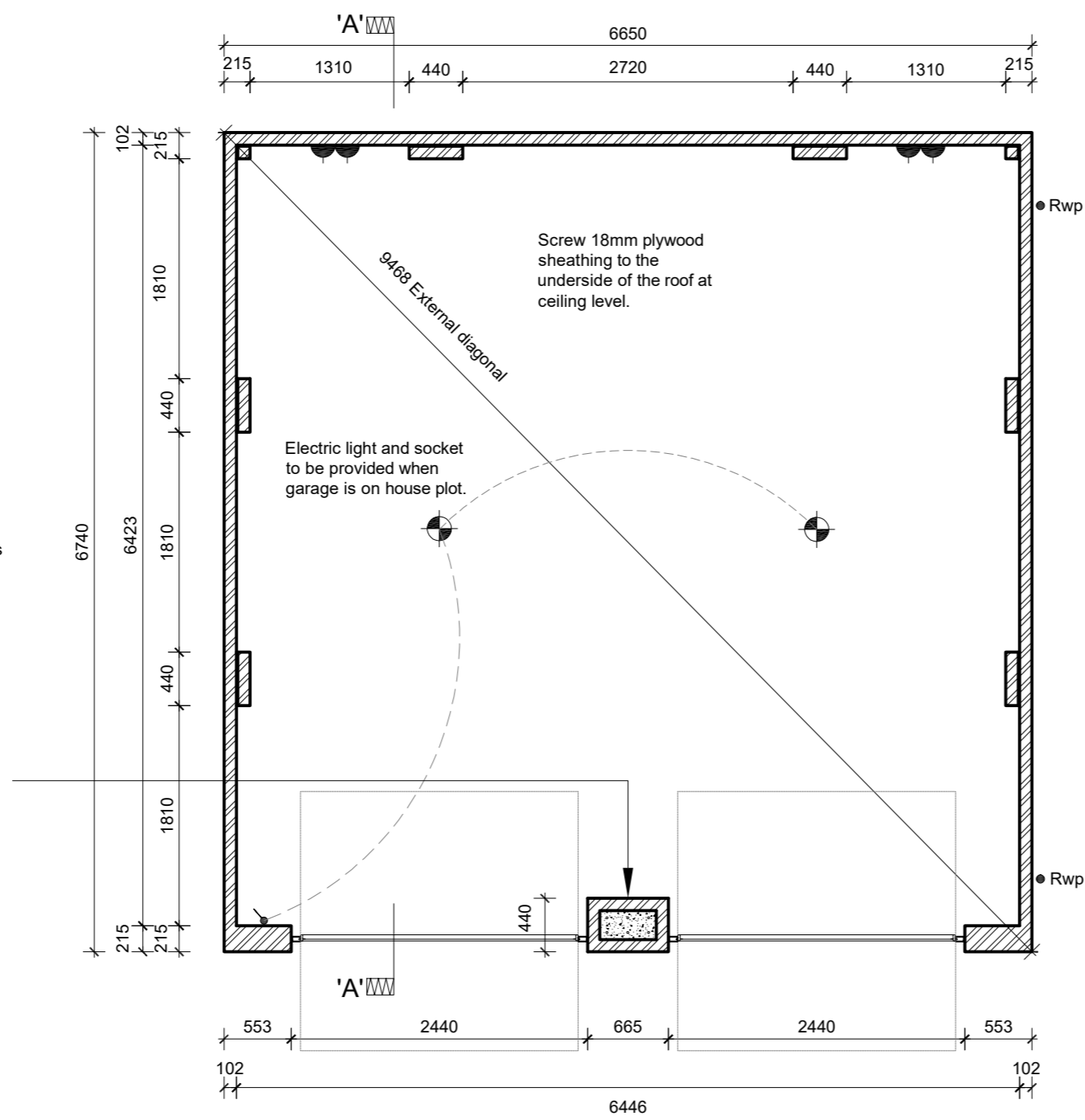
O/A frame height = 2200+45 = 2245

KEY:

 Facing Brickwork (Ext Walls - Ext Leaf).

Double sockets, pendant light and light switch only to be provided when garage is positioned on the same plot as accompanying house.

-  Double Socket.
-  Pendant Light.
-  Light Switch.



FLOOR PLAN

RC Pier Notes:
Reinforced masonry pier with 6No. H12's to be provided.
Infill concrete to be C28/35 with 10mm aggregate and Fosroc Cebex 100 admixture.

RC Pier to use H12MM reinforcing bars.

Any laps to be 480mm long minimum.

Cover to be 50mm.

Bars to be resin anchored into foundation with Rawl R-KF2/Hilti HY200 resin with 150mm embedment depth.

Concrete infill to be poured in 500mm lifts maximum and only when mortar joints are suitably cured.

FOR SPECIFIC MATERIALS PLEASE REFER TO EXTERNAL MATERIALS DRAWING ME-24-31.

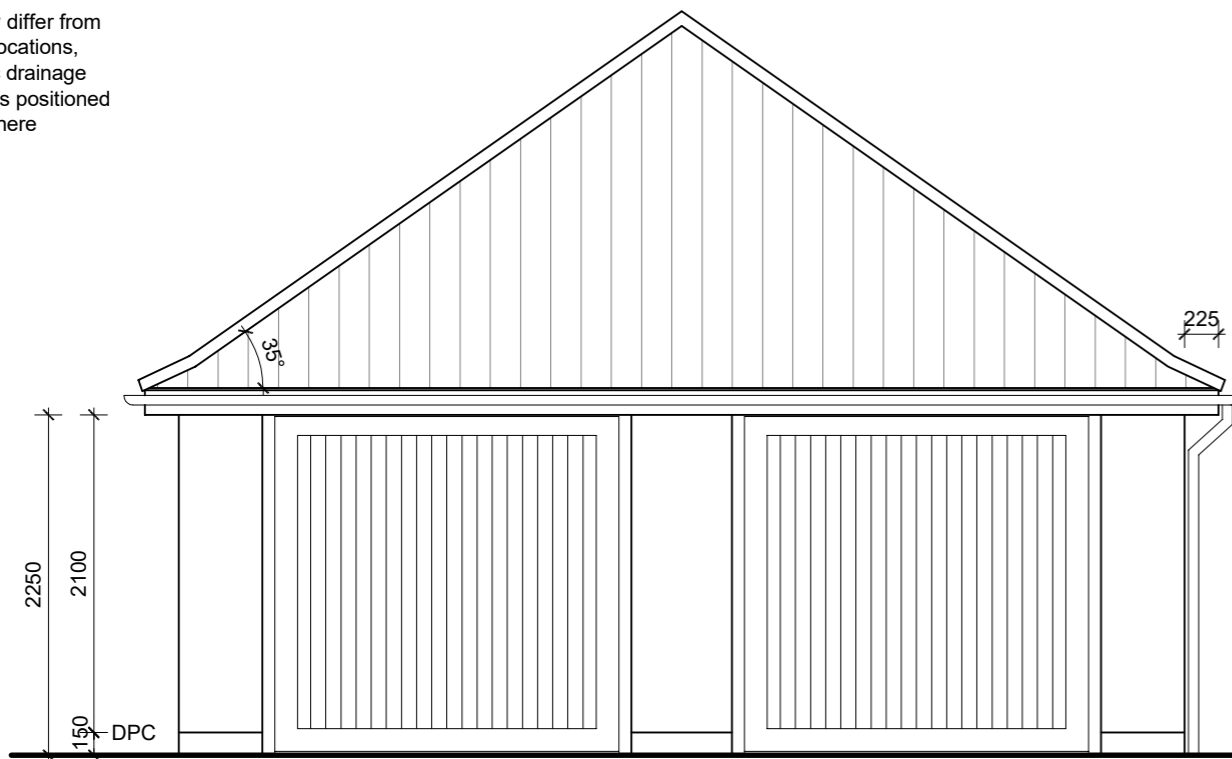
LDG1--H8 GTO CODE: GLD8 DDHR

175mm PVC Fascia Board.

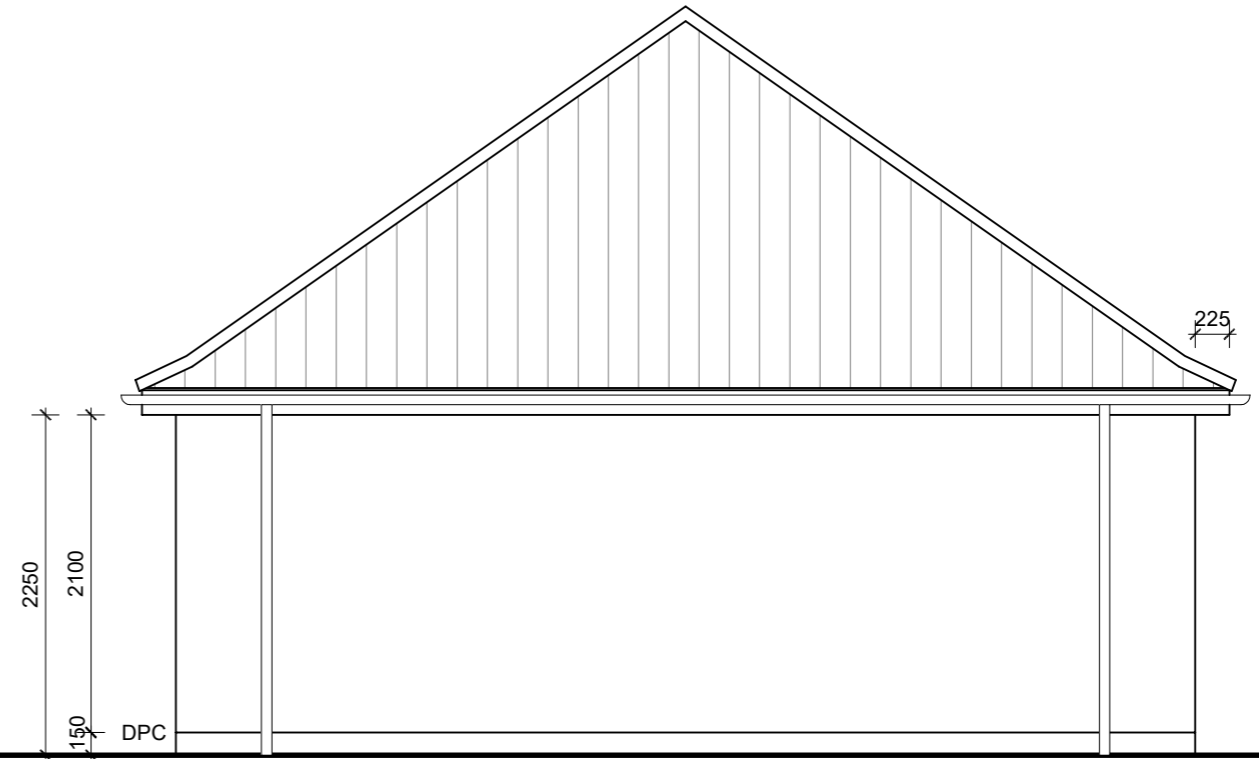
225mm PVC Soffit.

PVC rainwater goods.

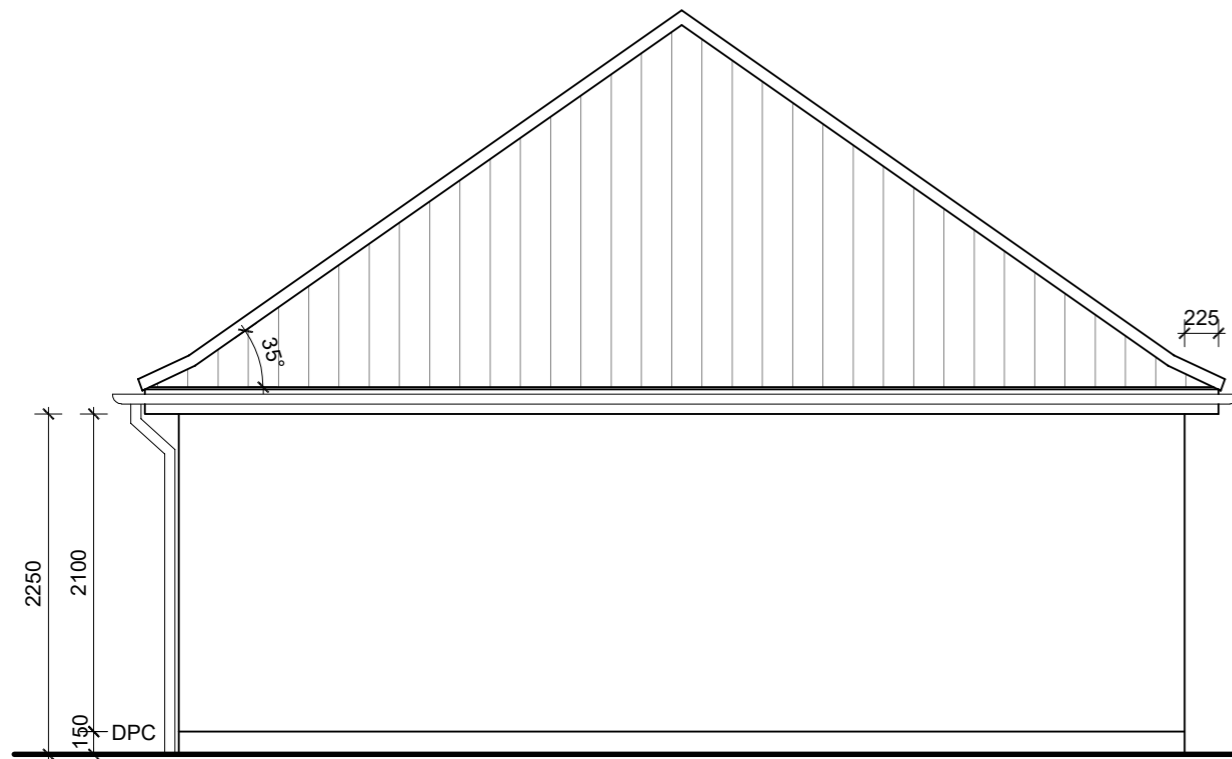
RWP positions may differ from shown. For actual locations, refer to site specific drainage layout (Avoid RWP's positioned to front elevation where possible).



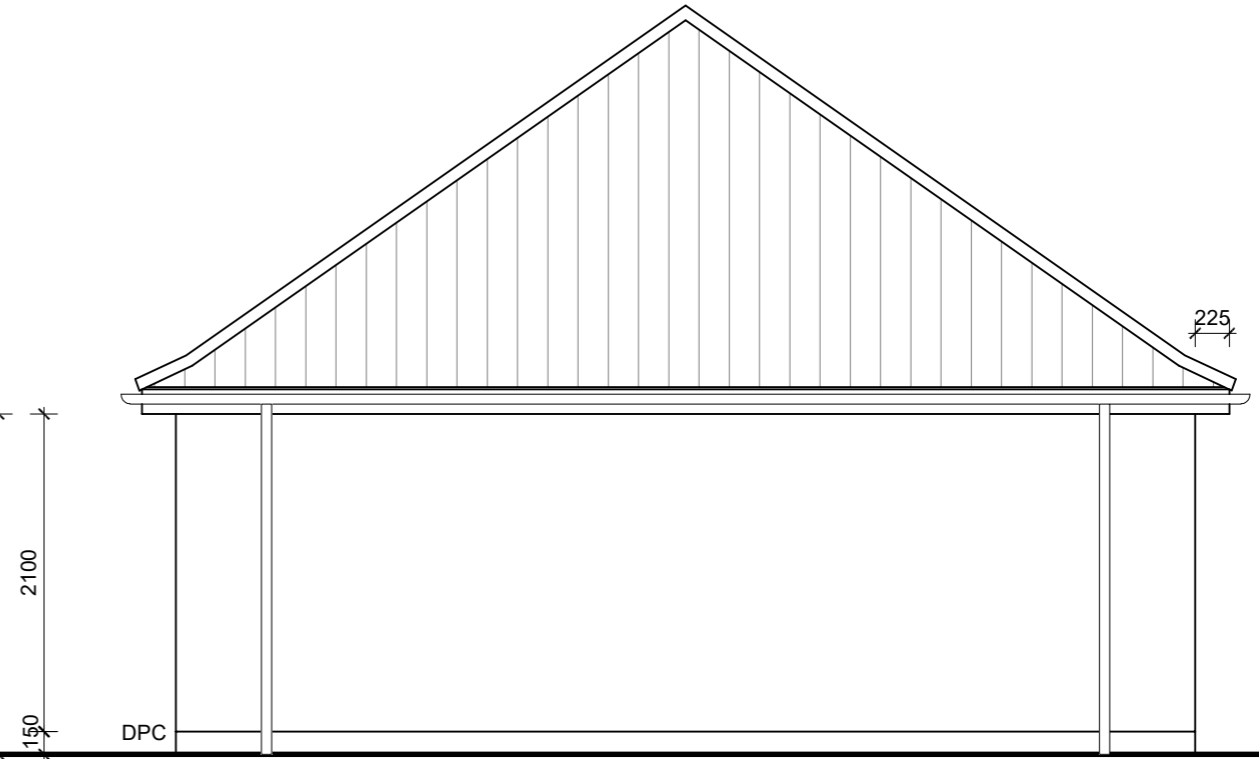
FRONT ELEVATION



SIDE ELEVATION



REAR ELEVATION



SIDE ELEVATION

FOR SPECIFIC MATERIALS PLEASE REFER TO EXTERNAL MATERIALS DRAWING ME-24-31.

LDG2--H8 GTO CODE: GLD8 SSHR



**DAVID
WILSON
HOMES**



**BARRATT
DEVELOPMENTS PLC**

Date:
Dec 19

Description:
Refer to data sheet for full details.

Rev:
A

Brand: **BARRATT / DAVID WILSON HOMES**

Range: **DUAL BRANDED GARAGES - 6X3**

Title: **2 X SINGLE - ELEVATIONS**

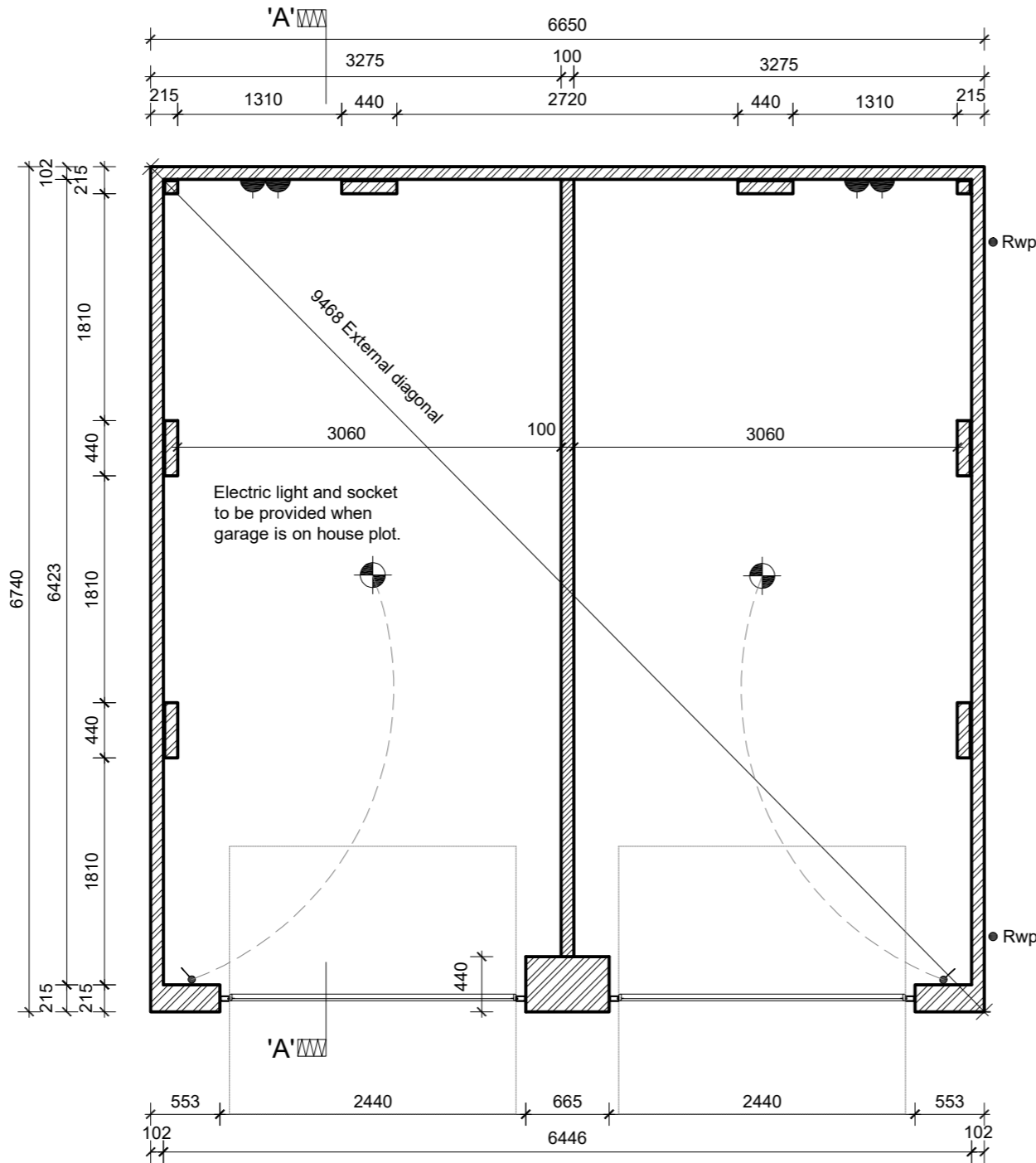
Detail No: **LDG2--H8**

Drawn: GDT

Checked: GDT

Scale: 1:50

Date: **AUG 18**



FLOOR PLAN

Solid brick internal piers to continue up the full height of the wall from foundation level. Ancon SPS CJ wall ties (or similar approved) staggered @ 375mm c/s vertically to tie piers to external brickwork (Refer to Section A-A / B-B for setting out). Lateral restraint straps to be provided at ceiling level to tie in with these pier locations.

RWP positions may differ from shown. For actual locations, refer to site specific drainage layout.



GARAGE DOOR FRAME SIZE:

7'6" x 7'2" (2286x2200). Frame to be fitted behind piers.




O/A frame width = 2286 + 140 = 2426


O/A frame height = 2200+45 = 2245

KEY:

-  Facing Brickwork (Ext Walls - Ext Leaf).
-  Lightweight Aggregate Blockwork (3.6N/mm²) to medium density 1350 kg/m³ - 1600 kg/m³.

Double sockets, pendant light and light switch only to be provided when garage is positioned on the same plot as accompanying house.

-  Double Socket.
-  Pendant Light.
-  Light Switch.



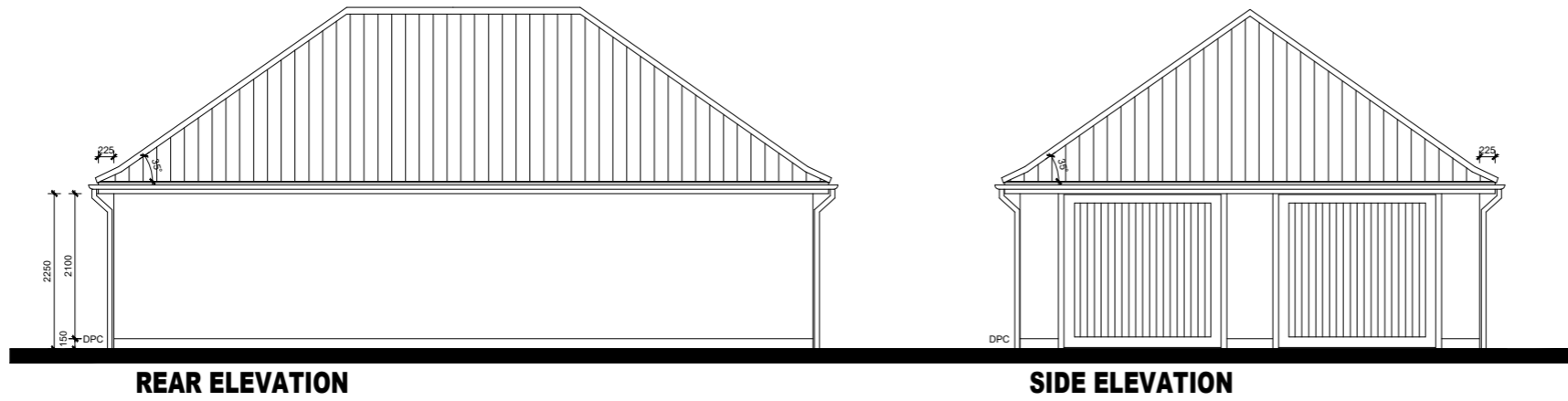
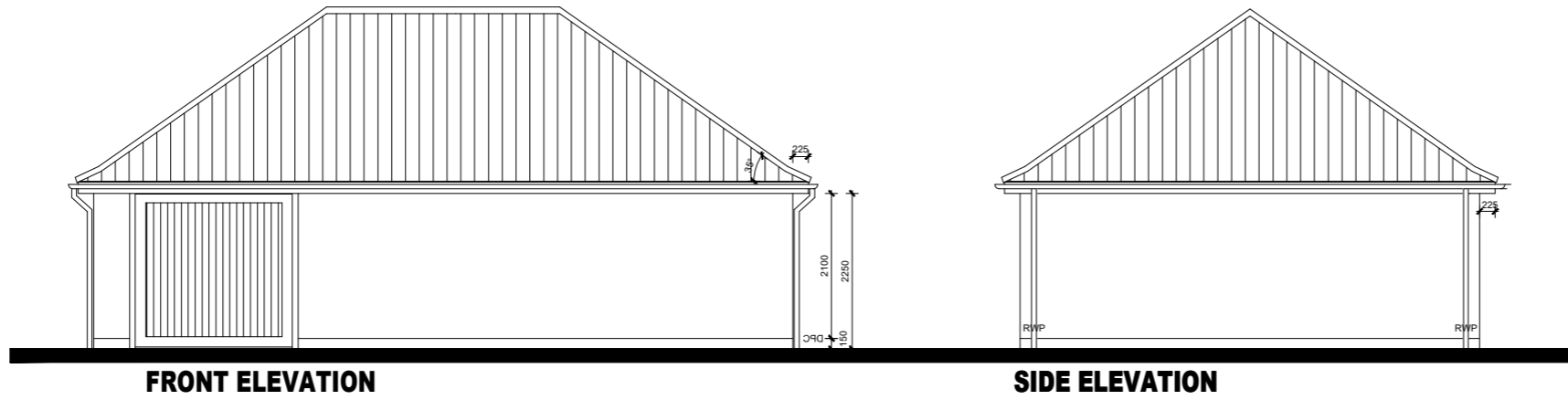
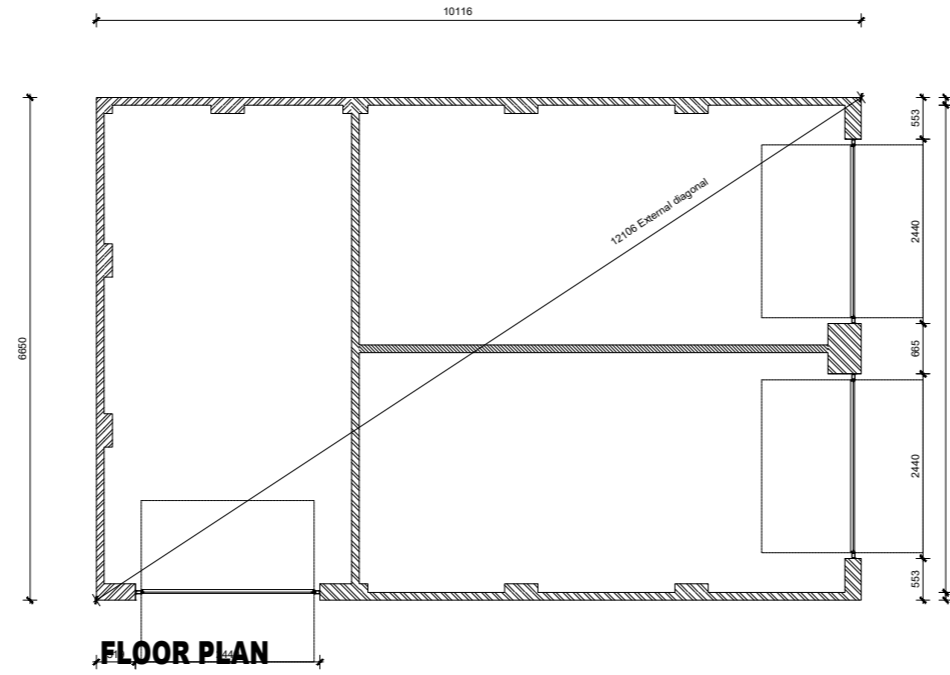
Date:	Dec 19
Description:	Refer to data sheet for full details.
Rev:	A

Brand: **BARRATT / DAVID WILSON HOMES**
 Range: **DUAL BRANDED GARAGES - 6x3**
 Title: **2 X SINGLE - FLOOR PLAN**
 Detail No: **LDG2--H8**
 Drawn: **GDT** Checked: **GDT** Scale: **1:50** Date: **AUG 18**

LDG2--H8 GTO CODE: GLD8 SSHR

FOR SPECIFIC MATERIALS PLEASE REFER TO EXTERNAL MATERIALS DRAWING ME-24-31.

SPEC1 - Garage



FOR SPECIFIC MATERIALS PLEASE REFER TO EXTERNAL MATERIALS DRAWING ME-24-31.

Hither Green



Date:

Description:

Rev:

Sq.ft: N/A

House Type: SPEC1 - Garage

Description: Planning Drawing

Site Specific Code/Drawing No:

Plot Numbers: 10, 11 & 12

Scale: 1:100 @ A3 Date: Aug 2021 Drawn: BG Checked:

Revision Notes:

Revision A: Portfolio updated as plots 33, 34, 35 & 36 were missing from thier respective - 03.12.21 - BG
housetype sheet.

